



# The Baker Bulletin

A  
Baker County  
Extension  
Service Monthly  
Newsletter

**INSIDE THIS ISSUE:**

Horticulture	2
Family & Consumer Sciences	3
Calendar	4
Upcoming Events	5
4-H	6
Agriculture	7
Notices	8

Dear Extension Friends,

Although we have had two tropical storms affect our county this year, September marks the height of hurricane season. Please keep this in mind. Also, please keep in mind that school has started back, so there will be increased traffic in school zones. Speaking of youth, our annual 4-H Kick-Off event will be in the Ag Center Auditorium on September 10 from 6-8pm. Please come by and see what 4-H has to offer youth in your family. As always, if we at the Extension Office can be of assistance to you, please do not hesitate to contact us.

Sincerely,

Michael A. Davis  
County Extension Director / Ag Agent  
Baker County Extension Service



## Contact Information—Baker County Extension Service

1025 W. Macclenny Ave., Macclenny, FL 32063

Phone: (904) 259-3520, FAX: (904) 259-9034

Email: baker@ifas.ufl.edu Hours: M—F 8:30am to 5:00pm (Closed Noon to 1:00pm for Lunch)

**Michael Davis, Ph.D.**

Agriculture Agent



**Alicia Lamborn**

Horticulture Agent



**Melanie Thomas**

Family & Consumer  
Sciences Agent



**Shaina Bennett**

4-H Agent



# Highlights in Horticulture

By:

*Alicia Lamborn,  
Horticulture Agent*

## Horticulture at the Fair



The horticulture exhibit at the Baker County Fair gives amateur gardeners a chance to show off their potted plants. It doesn't cost anything to participate, and in fact, you can earn some cash for each plant you show. All types of plants are accepted and all qualified entries receive a ribbon and cash prize. It's easy to qualify, but now is the time to start preparing those plants to show.

### To qualify:

- All plants must have been grown by you, and in your possession for at least three months prior to the fair.
- All plants must be free from disease and insects.



### Other helpful tips:

- Remember to rotate your plant regularly. Unless plants are grown in full sun, they tend to turn toward the sun. Rotating the plant encourages it to fill out and look symmetrical, and will earn you a better ribbon!
- Grooming your plants is usually necessary before the show. This involves removing or trimming leaves with holes and dead tips. When trying to decide whether to trim or remove the entire leaf, consider the overall appearance and symmetry of the plant with and without the leaf in question. If the plant will look odd with the leaf removed, then trimming may be the way to go. Just remember to trim leaf tips to the same shape that they appear in nature.
- You may enter up to 25 plants, but not more than one of the same cultivar or variety of plant. Plan to enter at least one plant in each category:



**Flowering/Fruiting** (must have flowers or fruit), **Bonsai, Cacti & Succulents, Foliage Plants** (plants grown for foliage; without flowers/fruit), **Hanging Plants** (hanging baskets or mounted plants that are meant to hang), **Special Display** (container garden/mounted/topiary), and **Patio Plants** (containers 14" or larger).

### A few words about the judging procedures:

Many people get intimidated about showing plants at the fair, so I'd like to explain the judging procedures in hopes of taming any fears you may have concerning the "intense scrutiny" of your plants—which I assure you is not the case! Instead, the entire process of showing at the fair is meant to be a fun, learning experience for all involved.

**Round 1:** The judges first look at each plant individually. They do not compare the plant to other plant species or even other plants of the same species sitting on the table. They only look at (judge) one plant at a time by comparing it to the standard for that plant species. The standard is how that particular plant is supposed to look. Your plant is then judged based on the shape of the plant, health of the plant, and general appearance, and awarded a 1st (blue), 2nd (red), or 3rd (white) place ribbon. If you are awarded a ribbon other than blue, the judge may decide to write comments on your entry tag that they believe might help you score higher next year.

**Round 2:** The judges then go back through, paying special attention to only those blue ribbon plants. This is where the competition begins to get tougher. In this round, individual plants may be compared to each other since the judges are looking for plants of exceptional quality and may consider growing difficulty when placing 'Award of Merit' ribbons.

**Round 3:** The judges select a 'Best in Show' plant which stands out from all the other 'Award of Merit' winners.



**Premiums for Ribbons: Blue \$3 – Red \$2 – White \$1 – Award of Merit \$5 – Best of Show \$10**



### We need youth entries!

Youth entries are judged separately from adults and there are many prizes to be won!

**4-H members will receive \$1 extra in addition to the fair premium!  
Not a 4-H member? Join today!**

This is a great opportunity for the younger crowd to increase their interest in gardening while putting a little cash in their pocket!

**Plant entries will be accepted at the fairgrounds on Tues. Oct. 2nd from 12pm-7pm and Wed. Oct. 3rd from 9am—2pm.**

**All exhibitors receive fair passes to visit the show and see what they've won.**

**If possible, bring a list of your plants with you (common and scientific name if known).**

**If you have questions, please call us at (904) 259-3520.**

# Living Well in Baker County

By:  
Melanie Thomas,  
FCS Agent

3

## Home Arts at the FAIR

The Baker County Fair is quickly approaching and that means it is now time to gather your entries to display. Whether young or old, you can show off your talents at the fair! The Baker County Fair will begin on Friday, October 5th and will run through Saturday, October 13th.

Artwork of all kinds are accepted for Home Arts entries. Some examples include photography, sculpture, painting, and drawings. Crafts are another fun project to enter into the fair. Needlework, quilts, garments, jewelry, wood carving, ceramics and flower arranging are just a few of the many crafts you may enter.

Showing talent in the kitchen is another popular category with canning and baking. Baked products including breads, pies, cookies, and candies are also a wonderful way to display home talent. Canned products such as vegetables, fruits, relishes, jellies, and sauces will make nice entries. Please keep in mind that **U.S.D.A. guidelines must be followed as to proper canning methods**. For more information on proper guidelines please take a look the Baker County Extension website at <http://baker.ifas.ufl.edu>, or give us a call.



**Home arts entries will be accepted at the fairgrounds from 12pm to 7pm on both Tuesday, October 2nd and Wednesday, October 3rd. Baked goods and candies will only be accepted on Wednesday, October 3rd from 3pm to 7pm. If you have any questions regarding Home Arts entries please call the Baker County Extension Office at 259-3520.**

## Preserve It Safely

*Clostridium botulinum* spores are on most fresh food surfaces. Because they grow only in the absence of air, they are harmless on fresh foods. These spores multiply rapidly and may produce a deadly toxin within 3-4 days in an environment consisting of: less than 2% oxygen, a moist low-acid food, a temperature 40-120 degrees F.

Proper canning of low-acid foods kills *clostridium botulinum* which may cause Botulism, a deadly form of food poisoning. Botulism is killed at 240 degrees F. Since water boils at 212 degrees F., pressure must be used to increase the temperature to the proper level.

Whether food should be processed in a boiling water canner or a pressure canner is determined by the acidity of the food. Acidity may be natural as in most fruits or added as in pickled foods. Low acid foods are not acidic enough to kill or prevent the growth of botulinum bacteria.

Foods that can be processed by water bath method:



Tomatoes (ONLY if lemon juice or citric acid is added)

Jams  
Jellies  
Preserves  
Fruits  
Pickles  
High-acid foods















Foods that must be processed in pressure canners:



Low acid foods  
Meats  
Poultry  
Seafood  
Milk  
Soups  
All fresh vegetables (except some tomatoes)

Home canning of products can be fun, economical and healthy for the family. Proper procedures are absolutely necessary to provide good quality and safe products. In order to ensure proper methods of home canning, be sure to follow USDA guidelines and procedures. Contact your local County Extension Office or USDA at [www.usda.gov](http://www.usda.gov).

# September 2012










Sun	Mon	Tue	Wed	Thu	Fri	Sat
						1
2	3	4	5 	6 	7	8
9	10 	11  	12	13  	14	15
16	17	18	19	20 	21	22
23	24 	25 	26	27  	28	29 
30		OCT. 2 				

Upcoming Programs are marked with a Program Area Symbol. Please match these symbols with the list on the following page for more information about the program.



# Upcoming Programs & Events

Programs will be held at the Baker County Extension Office (Agricultural Center) unless otherwise noted.

- Sept. 5-6 Florida Forestry Association Annual Meeting: Pass It Forward, Baytowne-Sandestin, FL.** For additional information and to register, please visit: <http://www.floridaforest.org/conference.php>
-  **Sept. 10 Baker County 4-H Kick-Off, 6:00pm to 8:00pm, Baker County Extension Service Auditorium.** Come see what 4-H has to offer you! Please contact Shaina Bennet at the Extension Office for additional details.
-  **Sept. 11 Plant Propagation, 6:00pm to 7:00pm, Baker County Extension Office.** Learn different techniques for multiplying your favorite plants plus get some hands-on experience. Supplies will be provided for participants to root cuttings of plants that we provide or you bring. \$3 registration fee is due by Friday, September 7th. Plan to bring cuttings of your favorite plants to root or share.
-  **Sept. 13 Veggies: Made in the Shade, 4:00pm to 8:00pm, Suwannee Valley Agricultural Extension Center, 8202 CR 417, Live Oak, FL.** This workshop is for farmers interested in learning about using open shade structures to extend their vegetable production season. The program will have hands-on training and discussion of a variety of crops including, bell peppers, hot peppers, tomatoes and herbs. For additional information, contact Sarah White at [sewhite@ufl.edu](mailto:sewhite@ufl.edu) or 386-362-1725, ext. 102.
-   **Sept. 24 Lake City Beekeepers Club** will hold the first meeting at the Columbia County Extension office at 7pm. For more information on the North Central Florida Beekeepers Association: <http://alachuabees.org/> or contact Chappie McChesney at 386-462-2637 email [chappiesbees@windstream.net](mailto:chappiesbees@windstream.net)
-  **Sept. 27 IPM and Hay Field Day**—Additional information about this program is forthcoming. Please check the Baker County Extension Website at <http://baker.ifas.ufl.edu> after September 1 for additional details.
-  **Sept. 29 Fall 2012 Beginning Beekeeping Short Course, 8:30 am to 4:00pm, Clay County Extension Office, 2463 SR 16 West, Green Cove Springs, FL.** This is a interactive short course, involving working with an active hive. All participants will be able to take home a jar of local honey and be able to receive a perspective on the process / expense involved with keeping honeybees. Registration is \$12.00 per person or \$20.00 per couple. Please contact the Clay County Extension Service for additional details or to register. Please note that since activity involves direct contact with a stinging insect, youth under 18 years of age will not be permitted to interact with the 'Open Hive' portion of the short course.
-  **Oct. 2 Ag Business Program, 6:00pm to 8:00pm, Alachua County Extension Office, 2800 NE 39 Avenue, Gainesville, FL.** This program will focus on Agricultural Law and what farmers need to know concerning Ag Law in their operations. For additional information, please contact the Alachua County Extension Office at 352-955-2402.
- 

## 4-H Events & Club Meetings for September:

Cloverleaf Cloggers— September 11 & 25—Keller Intermediate  
 Cooking Club—September 20—6:00pm—Classroom  
 Livestock Club—September 27—6:00pm—Classroom  
 Horse Club—TBA—Please contact Mary Pregler after Kick-Off



# Lucky Clover Chronicle

By:

*Shaina Bennett,*

*4-H Extension Agent*



## September 1st is the start of the new 4-H year!

With the start of the new 4-H year everyone who wants to continue to be a part of Baker County 4-H needs to register. This is done every year for every 4-Her because we need to know who is active in the program and to make sure that everyone has paid their insurance fee. As a reminder, insurance for regular 4-H clubs is \$1, insurance for horse and ATV clubs is \$2. Our 4-H Kick-Off is on September 10th at 6pm. Come by and meet the club leaders, sign up for the new year, and grab a hotdog!

**The Fair Is In The Air!** The county fair will be here next month! If you are exhibiting animals or home arts materials remember that you have specific drop-off and pick-up times. The fair book will tell you the details. Those participating in the home arts division, 4-H will give you an additional dollar for participating. Those of you who attended day camps, some of the items we made can be put in the fair! If you made a tie dye shirt you can enter it in the fair! If you made a cake at Crafty Creations Day Camp you can make one for the fair and enter it!! I hope to see many of you at the fair and I'm sure it will be a successful week!

*Ms. Shaina*

## Baker County 4-H Kick-Off

Come and explore more about 4-H in Baker County! You can see what different clubs we have and sign up for the new 4-H year! A 4-H club usually focuses on one or more topics of members' choice, such as gardening, small animals, photography, livestock, and etc. 4-H members have the opportunity to build leadership by electing officers, conducting project-related activities, holding business meetings, and working together in the community. Teens or Adults, interested in doing something with your spare time? 4-H programs look to volunteers to help our young people learn the skills they need to prepare for careers while also having fun! This is a great way to give back to your community and earn community service. If you are interested please contact us!

## JOIN THE REVOLUTION OF RESPONSIBILITY

### Events:

- Sep 1—Beginning of 4-H Year!
  - Sep 10— 4-H Kick-Off Ag Center Aud. 6-8pm
  - Oct 5-13—Baker County Fair
  - Oct 7— Drop Market Animals off
  - Oct 9— Steer Show
  - Oct 10— Swine Show
  - Oct 11— Market Animal Sale
  - Oct 13— Open Horse Show
- For more details please pick up a fair book!

### Birthdays for September:

Wishing all of you a very **happy birthday** from the Baker County Extension Office!

- Sep 10— Jonathon Ruise
- Sep 10— Phontaisha Westcott
- Sep 13— CJ Lewis
- Sep 22-- Kaelin Keuster



Us! [www.facebook.com/bakerco4h](http://www.facebook.com/bakerco4h)



**Did You Know:** This year marks 4-H 's 103rd year in Florida, that means it started in 1909! It originally began in 1902 in Ohio.



September 10, 2012

6-8pm

Ag Center Auditorium

**\$1** Membership

**Join 4-H today!**

## Weed Species Spotlight - Cogongrass

Cogongrass is an aggressive, rhizomatous, perennial grass that is distributed throughout the tropical and subtropical regions of the world. It has become established in the southeastern United States within the last fifty years, with Alabama, Mississippi, and Florida having extensive acreage of roadway and pasture infested with cogongrass.

**Control:** Cogongrass is a very difficult species to control. For areas of pasture and forage, portions of the areas will often have to be sacrificed for the season to achieve control. Glyphosate (Roundup® Pro, Razor® Pro, Accord® XRTII) at 4% solution and imazapyr (Arsenal AC®, Chopper® Gen2, E-Pro® 4, Polaris® AC) at 0.5—1% solution applied in the fall can be effective. Spray the plants until the leaves are wet, but not to the point of runoff. After application, monitor the site to ensure that the cogongrass does not return. Other desirable pasture grasses should be established as quickly as possible.

Glyphosate has no residual activity in the soil, and can be safely used around desirable vegetation such as trees, shrubs; providing that the glyphosate applications do not contact the foliage or green stem tissue. However, imazapyr has considerable soil residual activity and areas treated with imazapyr will often be devoid of vegetation for 6 months to one year. In addition, desirable vegetation, especially oaks and other hardwood tree species present within or in close proximity to the treated cogongrass, may be killed or severely injured. This will occur if imazapyr contacts the foliage or is taken up through the roots. Often legume species and certain composite species may colonize the area first, due to their tolerance to imazapyr.

### Important Considerations

- If you are spraying under pines – glyphosate or imazapyr or a combination of these herbicides can be used.
- If you are spraying over the top of pine seedlings – don't use glyphosate products, use Arsenal® AC instead.
- If you are spraying around or under hardwood trees that you want to keep – don't use imazapyr products like Arsenal® AC or Chopper®, use glyphosate products instead (don't spray hardwood foliage).

Sources: *Cogongrass (Imperata cylindrica (L.) Beauv.) Biology, Ecology and Management in Florida*, SS-AGR-52, Florida Cooperative Extension Service, Institute of Food and Agricultural Sciences, University of Florida, G. E. MacDonald, B. J. Brecke, J. F. Gaffney, K. A. Langeland, J. A. Ferrell and B. A. Sellers.

*Biology and Management of Cogongrass, FOR191*, Florida Cooperative Extension Service, Institute of Food and Agricultural Sciences, University of Florida, Rick Williams and Patrick J. Minogue.



UGA1334120

Image Source: Chris Evans, River to River  
CWMA, Bugwood.org



UGA0908094

Image Source: Jeffrey W. Lotz, Florida  
Department of Agriculture and Consumer  
Services, Bugwood.org

## Baker County Extension Service

1025 West Macclenny Avenue  
Macclenny, FL 32063

Phone: (904) 259-3520

FAX: (904) 259-9034

Email: [michael.davis@ufl.edu](mailto:michael.davis@ufl.edu)

Website: <http://baker.ifas.ufl.edu>

ADDRESS SERVICE REQUESTED

Non-Profit Org.

US Postage

**PAID**

Permit No. 17

Macclenny FL 32063

Extension programs are open to all people regardless of race, color, age, sex, handicap, or national origin. In accordance with the Americans with Disabilities Act, any person needing a special accommodation to participate in any activity, should contact the Baker County Cooperative Extension Service at 1025 West Macclenny Avenue, Macclenny, FL 32063 or telephone (904) 259-3520 no later than five (5) days prior to the event. Hearing impaired persons can access the foregoing telephone by contacting the Florida Relay Service at 1-800-955-8770 (voice) or 1-800-955-8771 (TDD).

## 2012 Baker County Farm Bureau Annual Meeting

The 2012 Baker County Farm Bureau Annual Meeting will be held on Monday, September 17 in the Baker County Ag Center Auditorium. This meeting is an excellent time to join other members and engage in policy review along with the opportunity to learn more about the Baker County Farm Bureau.


This year, Florida Farm Bureau celebrates 70 years of service to agriculture and the mission remains the same: 'to increase the net income of farmers and ranchers and to improve the quality of rural life'.

If you are interested in joining the Baker County Farm Bureau or interested in the Annual Meeting, please contact County Secretary Shanna Bloxham at (904) 259-6332.

Baker County Farm Bureau  
539 S. 6th Street  
Macclenny, FL 32063



Lake City  
Beekeepers  
Club will  
hold their



first meeting on  
September 24, 2012 at 7:00pm  
in the Columbia County  
Extension Office.



For additional information on the North Central Florida Beekeepers Association, please visit <http://alachuabees.org> or contact Chappie McChesney at (386) 462-2637 or [chappiesbees@windstream.net](mailto:chappiesbees@windstream.net)