



## The Baker Bulletin

A  
Baker County  
Extension  
Service Monthly  
Newsletter

### INSIDE THIS ISSUE:

Horticulture	2
Strawberry Fundraiser	3
Calendar	4
Upcoming Events	5
4-H	6
Agriculture	7
Notices	8

Dear Extension Friends,

The fall season is bringing us some cooler temperatures and it also brings us the Baker County Fair. Please join everyone at the fair this year, which runs from September 26 to October 4. Please take a look inside at the calendar for additional upcoming events in Baker County and surrounding areas. We also have forms for daffodil and strawberry orders. Please look inside on pages 2 and 3 for additional information. It is also time to start thinking about testing your soil for next year. As always, if we can be of assistance to you, please do not hesitate to contact us.

Sincerely,

Michael A. Davis  
County Extension Director / Ag Agent  
Baker County Extension Service

**UF** UNIVERSITY of  
**FLORIDA**  
IFAS Extension  
*Baker County Extension*

### Contact Information—Baker County Extension Service

1025 W. Macclenny Ave., Macclenny, FL 32063

Phone: (904) 259-3520, FAX: (904) 259-9034

Email: baker@ifas.ufl.edu Hours: M—F 8:30am to 5:00pm (Closed Noon to 1:00pm for Lunch)

**Michael Davis, Ph.D.**  
michael.davis@ufl.edu  
Agriculture Agent

**Alicia Lamborn**  
alamborn@ufl.edu  
Horticulture Agent

**Shaina Bennett**  
slbennett@ufl.edu  
4-H Agent



# Highlights in Horticulture

By:  
Alicia Lamborn,  
Horticulture Agent

## DAFFODIL FUNDRAISER ORDER TODAY!



**Ice Follies** Petals are creamy white with very large flat frilled cup which opens bright yellow and gradually fades to white. Large, slow to multiply. 16" tall **Early March**



**Nony** 6-10 white flowers with pale yellow cups. Medium height; light fragrance. Slow to multiply. Good for coastal and central Florida. 10-12" tall **January**




**Trevithian** 2-3 deep yellow, 2" flat cup flowers per stem. Wonderful fragrance. Good border plant. Multiplies readily. 16-20" tall **Early March**



**Erlicheer** (pronounced early cheer) This double white has 2-15 florets per stem. Exceptionally fragrant. Good for coastal and central Florida. Full Sun. 10-12" tall **February**




**Juanita** Tough Dutch mid-season Bloomer that takes full sun. Medium sized yellow flowers with deep orange ruffled cup. Pleasant fragrance. **Mid March**



**February Gold** Sulphur yellow petals and long yellow trumpet. Medium flower but low growing. Slow to multiply. Prefers full sun and well drained "dry" soil. 8 -12" tall **Early February**



**Thalia** 2-3 pure white flowers per stem. Takes heat well but needs afternoon shade. Slow to multiply. Likes enriched garden soil. Called the "orchid" narcissus. **Mid to late March**



**Barrett Browning** Very white petals with yellow halo around cup which is brilliant reddish orange. Full sun. 14-16" tall **February**



**Baby Boomer** Modern and very popular Jonquil type. Medium soft yellow flowers with nice fragrance. Needs well drained soil, full sun and lots of water during growing season. **Late bloomer.**



Daffodils \$3.00	No. of Bags	All bags contain 3 bulbs	Cost
Nony		# bags @ \$3	
Erlicheer		# bags @ \$2	
		<b>(Pay @ Pickup) TOTAL</b>	
Daffodils \$2.00	No. of Bags	All bags contain 3 bulbs	Cost
February Gold		These daffodil varieties are recommended by the Florida Daffodil Society and should be planted in October for blooms January—March.  All varieties are subject to availability. Pre-orders are reserved but unclaimed orders will be re-sold.  Funds will be used to support future Master Gardener projects including educational activities and youth gardening programs.	
Ice Follies			
Barrett Browning			
Trevithian			
Juanita			
Thalia			
Baby Boomer			

**Customer Name:**

**Phone:**

**Mail to:**

Daffodils – Bulb Order  
Baker County Extension  
1025 W. Macclenny Ave.  
Macclenny, FL 32063

**Fax to:**

904-259-9034  
Attention: Daffodils – Bulb Order

**DO NOT SEND MONEY – YOU WILL PAY AT PICK-UP**

Additional order forms are available on our website!  
<http://baker.ifas.ufl.edu>

Questions??? Call 259-3520



# 2014 Strawberry Fundraiser



**Strawberries should be planted during the fall months of October and November!** The shorter days and cooler nights of winter initiate flower formation and the fruit is ready for harvest about a month after flowers are formed. The plants will withstand our freezing temperatures, but protecting early blossoms can provide fruit as early as January. While strawberries are traditionally planted in rows, there are many other space-saving ways to grow them which include hanging baskets, containers, grow boxes, buckets and strawberry barrels. Growing strawberries in these alternative systems also makes it convenient when cold weather arrives since these can easily be moved to a warmer location to protect developing flowers and fruit.

**Our strawberry fundraiser features a new variety this year: ‘Chandler’**

- Introduced by the University of California in 1984
- Plants are very cold tolerant down to 10 degrees F.
- Fruit are large, juicy, with deep red color throughout
- Has become a homeowner favorite due to intense flavor
  - Suitable for eating fresh, canning or freezing
  - Well-suited for North Florida gardens
- Cost: 10 plants @ \$5 or 50 plants @ \$20. All purchases come with planting and growing instructions.
- Funds support local educational gardening programs and activities.
- Pre-Order Your Plants Today by calling 259-3520— We Will Call You Upon Delivery for Pick-Up — Estimated Delivery is Mid-October

Plants are subject to availability. Pre-orders are reserved but unclaimed orders will be re-sold.



## ***Using Animal Manures in the Vegetable Garden***

There are many benefits to using organic matter in the garden. It improves the soil’s ability to hold water and nutrients, provides slow-release nutrients to plants, and increases soil “microbial life”. And since many of us have access to free organic matter in the form of animal manure and/or kitchen and yard compost, it only seems fitting to use it in our vegetable gardens.

However, raw animal manure can contain some nasty human pathogens and therefore care should be taken by following the National Organic Production 90/120 Day Rule.

- If manure does not touch edible portions, apply 90 days in advance of harvest.
- If manure does touch edible portions, apply 120 days in advance of harvest.

Of course, it’s always safer to completely compost your animal manure before adding it to the vegetable garden.

## ***Garden Soil Management: Tilling vs. Turning***

Many of us are now preparing our vegetable gardens for Fall planning, but should you till or turn the soil? Here are the facts you should know before getting started.

### Tilling the Soil with Rototiller:

- Destroys soil structure
- Creates hardpan
- Oxidizes organic matter
- Kills organisms, especially those that contribute to soil organic matter
- Facilitates weed establishment






### Turning the Soil with Shovel:

- Conserves soil biodiversity, soil structure, and soil organic matter
- Prevents hardpan
- Conserves soil moisture



Need to know what to plant in your Fall garden? Pick up a *Florida Vegetable Gardening Guide* from the Extension Office or at <http://edis.ifas.ufl.edu/vh021>

# October 2014

Sun	Mon	Tue	Wed	Thu	Fri	Sat
			1	2	3	4
←		Baker County Fair			→	
5	6	7 	8	9 	10	11
12	13	14 	15	16	17	18
19	20	21 	22	23 	24	25
26	27	28 	29	30	31	

Upcoming Programs are marked with a Program Area Symbol. Please match these symbols with the list on the following page for more information about the program.



4-H



Horticulture



Agriculture

# Upcoming Programs & Events

Programs will be held at the Baker County Extension Office (Agricultural Center) unless otherwise noted.

- Sep. 26— Oct. 4** Come join us at the **Baker County Fair**, where Fun and Excitement await you . The Baker County Fairgrounds are located at *5567 Lauramore Rd, Macclenny, FL 32063*. Additional information can be found at the fair website <http://bakercountyfair.com/> . See you at the fair.
- Oct. 7** **North Florida Cattlemen’s Association District Meeting & Educational Seminar**, *3:00pm to 8:00pm, Circle R Ranch, 8355 US Hwy. 441, Lake City, FL 32025*. This district meeting and educational seminar will feature topics from UF | IFAS Extension including: 1) body condition scoring, 2) hay quality, 3) balancing your cow’s diet and 4) winter forage food crop preparation. There will also be learning centers on soil testing, weed identification and agricultural applications for your mobile device. Additionally, there will be a trade show by local vendors including equipment dealers, feed companies and more. The guest speaker will be Dr. Todd Thrift, UF | IFAS Beef Cattle Specialist. Please RSVP by October 6 to (386) 752-5384 or email [columbia@ifas.ufl.edu](mailto:columbia@ifas.ufl.edu).
- Oct. 21** **Tri-County Beef Cattle Production Workshop**, *5:30pm to 7:15pm, Baker County Extension Service, 1025 W. Macclenny Ave., Macclenny, FL 32063*. This program is for cattle producers in the area of Baker, Bradford and Union counties. Topics will include: 1) balancing rations for beef cattle, 2) pasture weed control for cooler months and 3) selecting bulls for breeding. There will be a \$5.00 registration cost per participant. Please contact the Baker County Extension Office at (904) 259-3520 to register. Additional information about the program can be found at <http://baker.ifas.ufl.edu/documents/2014BeefCattleProductionAgenda.pdf> or by calling (904) 259-3520. Light snacks will be provided for the program.
- Oct.** There are many programs offered for the small farmer via the Small Farms and Alternative Enterprises team over the state during October, including: **Market Gardening, Fall Tomato School, Managing your Forest for Pine Straw, Invasive Exotic Species and Management, HACCP for Florida Fresh Fruit and Vegetables** and many others. Please visit the Small Farms and Alternative Enterprises website at <http://smallfarms.ifas.ufl.edu/> for information on this team. For a list of upcoming Small Farms and Alternative Enterprises events around the state, please visit [http://smallfarms.ifas.ufl.edu/events\\_calendar.html](http://smallfarms.ifas.ufl.edu/events_calendar.html).



## 4-H Club Meetings & Events:

- All County 4-H Club** — October 9 & 23—  
Extension Classroom, 6:00pm
- Livestock Club** — Tuesday, Oct. 28—Extension  
Auditorium, 6:00pm
- Cloverleaf Cloggers** — Tuesdays at 7pm—  
Fabulous Footworks.

### Important Dates:

- Oct 08– National Youth Science Day
- Oct 15– Sunbelt Ag. Expo, Moultrie, GA. Cost: **\$10 + food**. Leaving Extension Office at 6:00am **SHARP**
- Oct 16– 4-H Association Meeting, 4-H Classroom, 6 pm
- Oct 24-Nov 4– Ms. Shaina will be attending the National Meeting for 4-H Agents. Get with her **BY OCT 20** should you need anything. She will be **UNAVAILABLE** for this time.

# Lucky Clover Chronicle

By:

Shaina Bennett,  
4-H Agent

6



## KICK-OFF FOR SUCCESS!

The 4-H Kick-off was on September 19th in the auditorium due to the weather. We had a great turn out and I think that everyone had a great time.

I want to thank and welcome all of our new members for the 2014-2015 4-H year! For those of you that are new to 4-H here is some information about 4-H.

4-H Logo:



4-H Motto: To Make the Best Better

4-H Slogan: Learn by Doing

4-H Pledge:

I pledge my head to clearer thinking,  
my heart to greater loyalty,  
my hands to larger service,  
and my health to better living.

For my club, my community, my county and my world.

What do the 4, H's stand for?

**Head** - Mental Development. Deeper knowledge and reasoning

**Heart** - Emotional Development. Developing interest, appreciation, and wholesome attitudes.

**Hands** - Skills Development. Ability to do, skill in doing, and habit of doing.

**Health** - Physical Development. Understanding and appreciating a growing and changing body.

What do the 4-H colors, green and white stand for?

The white in the 4-H flag symbolizes purity. The green, nature's most common color, is emblematic of life, springtime, and youth.

## Some history about 4-H

- In the late 1800's, it was discovered adults in the farming community did not readily accept new agricultural developments, but found that young people were open to new thinking and would experiment with new ideas and share their experiences with adults. In this way, rural youth programs introduced new agriculture technology to communities.
- A. B. Graham started a youth program in Clark County, Ohio, in 1902, which is considered the birth of 4-H in the United States. The first club was called "The Tomato Club" or the "Corn Growing Club". T.A. Erickson of Douglas County, Minnesota, started local agricultural after-school clubs and fairs that same year. Jessie Field Shambaugh developed the clover pin with an H on each leaf in 1910, and by 1912 they were called 4-H clubs.
- 4-H began in Florida in 1909. 4-H type programs were first established in north Florida, including Suwannee, Columbia, Madison and Gadsden counties. The boys participated in corn clubs, and the girls were active in tomato clubs.

## Events:

Oct 08– National Youth Science Day

Oct 15– Sunbelt Ag. Expo, Moultrie, GA. Cost: **\$10 + food**  
Leaving Extension Office at 6:00am **SHARP**

Oct 16– 4-H Association Meeting, 4-H Classroom, 6 pm

Oct 24-Nov 4– Ms. Shaina will be attending the National Meeting for 4-H Agents. Get with her **BY OCT 20** should you need anything. She will be **UNAVAILABLE** for this time.

## Birthdays for October:

Wishing all of you a very **happy birthday** from the Baker County Extension Office!


Oct 08– Keshawn Griffin

Oct 08– Tucker Crawford

Oct 12– Alex Hill

Oct 13– Lucas North



 Like Us! [www.facebook.com/bakerco4h](http://www.facebook.com/bakerco4h)

Information from: <http://florida4h.org/about/history/florida> and <http://www.4-h.org/about/4-h-history>

Oct  
17–

## Common Fall Weeds for Northeast Florida

### Mimosa Tree

**Description**—Mimosa trees are very distinctive because of their leaf pattern. They have alternate compound leaves with pink, showy blooms in the spring. The mimosa tree also has large seed pods that can reach 6 inches in length. It is often found along fence lines, road sides and other disturbed areas.

**Control**—Apply Remedy in a 15% solution with basal oil applied to the lower 12-15 inches of bark around the entire stem. Spray until the bark is wet, but not to the point of runoff and do not apply to wet bark. The leaves can be spot treated with 1% Imazapyr or 2% Triclopyr. Large trees should be cut down and the stump treated with 50% Garlon3A immediately to prevent regrowth.



### Chinese Tallow

**Description**—The Chinese Tallowtree has simple leaves with a distinct point at the tip. The sap from the tree is milky and the fruiting body is 3-lobed with a capsule that stays on the tree through the fall. It is also known as the 'popcorn tree'.


**Control**—Apply Remedy in a 15% solution with basal oil applied to the lower 12-15 inches of bark around the entire stem. Spray until the bark is wet, but not to the point of runoff and do not apply to wet bark. The leaves can be spot treated with 1% Imazapyr or 2% Triclopyr. Large trees should be cut down and the stump treated with 50% Garlon3A immediately to prevent regrowth.



### Blackberry

**Description**—Blackberry is a woody, perennial bush that forms thickets and can invade grazed pastures. Also found along fence lines and distressed areas. It can be very hard to control due to the large underground root system.


**Control**—Multiple applications are often needed. Remedy (1qt/ac) or Pasturegard (2qt/ac) will give rapid brown-out, but 20-30% regrowth is expected. Control is best achieved when applied late in fall, prior to the first frost with a reapplication in spring.



### Spiny Amaranth

**Description**—This plant is also called 'careless weed'. It is common within heavily trafficked areas of pasture. Each weed can produce thousands of seeds multiple times during the year. Therefore, it can out-compete existing grass.

**Control**—Many herbicides are effective, including: 2,4-D; Weedmaster; GrazonNext and Telar.



#### Photo Credits:

**Mimosa**—Chuck Barger, University of Georgia, Bugwood.org; **Chinese Tallow**—Charles T. Bryson, USDA Agricultural Research Service, Bugwood.org; **Blackberry**—Ohio State Weed Lab Archive, The Ohio State University, Bugwood.org; **Spiny Amaranth**—John D. Byrd, Mississippi State University, Bugwood.org

**Baker County Extension Service**  
1025 West Macclenny Avenue  
Macclenny, FL 32063

Phone: (904) 259-3520  
FAX: (904) 259-9034  
Email: michael.davis@ufl.edu  
Website: <http://baker.ifas.ufl.edu>

ADDRESS SERVICE REQUESTED

Non-Profit Org.  
US Postage  
**PAID**  
Permit No. 17  
Macclenny FL 32063

Extension programs are open to all people regardless of race, color, age, sex, handicap, or national origin. In accordance with the Americans with Disabilities Act, any person needing a special accommodation to participate in any activity, should contact the Baker County Cooperative Extension Service at 1025 West Macclenny Avenue, Macclenny, FL 32063 or telephone (904) 259-3520 no later than five (5) days prior to the event. Hearing impaired persons can access the foregoing telephone by contacting the Florida Relay Service at 1-800-955-8770 (voice) or 1-800-955-8771 (TDD).


2014

Tri-County Beef Update  
**Beef Cattle Production  
Workshop**

Tuesday, October 21, 2014  
Baker County Extension Auditorium

Contact the Baker County Office at  
(904) 259-3520 to register.  
Registration is \$5.00.

Registration Deadline:  
October 17, 2014



**For those that Entered  
Your Plants & Home  
Arts items in The Fair...**

Don't forget to pick up your items on Sunday, October 5th from 1pm-5pm. Any items left after that time will be donated to charity.

