



The Baker Bulletin

A
Baker County
Extension
Service Monthly
Newsletter

Baker County Extension Service

1025 W. Macclenny Ave.
Macclenny, FL 32063

Phone: (904) 259-3520

Email: baker@ifas.ufl.edu

Hours: M—F 8:30am to 5:00pm
(Closed Noon to 1:00pm for Lunch)

County Agents

Alicia Lamborn
Horticulture Agent

Shaina Spann
4-H Youth Development Agent

Alicia Halbritter
Agriculture & Natural Resources Agent

Dear Extension Friends,

I know everyone is gearing up for Spring and the warmer weather that comes with it. In celebration of Spring, we hope you will join us for the annual Spring Garden Festival next month. The festival continues to grow and is sure to have something for everyone. Come out and visit with your County Agents, bring the kids for activities and Easter Bunny photos, and get some plants for the garden! We hope to see you there!

Sincerely,

Alicia Lamborn
County Director / Horticulture Agent
UF/IFAS Extension Baker County

<http://baker.ifas.ufl.edu>

<http://blogs.ifas.ufl.edu/bakerco>


[Baker County Garden Spot](#)
[Baker County 4-H](#)

Search "Baker County 4-H" in your app store

Upcoming Classes & Events

- March 19** **4-H County Events, 6pm, UF/IFAS Extension Baker County (Ag Center).** 4-H members participate by showcasing their talents in demonstrations, illustrated talks, photography, graphic design and a talent competition, "Share the Fun". 4-H Members should contact Mrs. Shaina at 259-3520 to register.
- March 21** **Planting Wildlife & Pasture Forages, 1 PM—3:30 PM, UF/IFAS Extension Nassau County, 543350 US Hwy 1, Callahan, FL 32011.** Learn what to plant, when to plant and which forages benefit wildlife and livestock in Northeast Florida. Register at: www.forageplot.eventbrite.com For more information, call 904-530-6355 or email Justina at jdacey@ufl.edu.
- April 4** **12th Annual Spring Garden Festival, 9 AM—1 PM, UF/IFAS Extension Baker County Arboretum (Ag Center).** Features plant vendors, free kid's activities, exhibits, Florida-friendly Landscaping advice and more. Get your photos with the Easter Bunny before noon. Admission is free. Call 904-259-3520 for more information.

Get your **FREE 2020**
CALENDAR at the
Baker County
Extension Office!



The Institute of Food and Agricultural Sciences (IFAS) is an Equal Opportunity Institution authorized to provide research, educational information, and other services only to individuals and institutions that function with non-discrimination with respect to race, creed, color, religion, age disability, sex, sexual orientation, marital status, national origin, political opinions, or affiliations. U.S. Department of Agriculture, Cooperative Extension Service, University of Florida, IFAS, Florida A&M University Cooperative Extension Program and Boards of County Commissioners Cooperating. Extension programs are open to all people regardless of race, color, age, sex, handicap, or national origin. In accordance with the Americans with Disabilities Act, any person needing a special accommodation to participate in any activity, should contact the Baker County Cooperative Extension Service at 1025 West Macclenny Avenue, Macclenny, FL 32063 or telephone (904) 259-3520 no later than ten (10) days prior to the event. Hearing impaired persons can access the foregoing telephone by contacting the Florida Relay Service at 1-800-955-8770 (voice) or 1-800-955-8771 (TDD).

Highlights in Horticulture

By:
Alicia Lamborn,
Horticulture Agent



March Gardening Tips

Flowers

- Cool season annuals will continue to flourish this month. Consider waiting until the end of the month to plant warm-season annuals like angelona, begonia and zinnia.
- Plant bulbs such as dahlia, canna and gloriosa for spring and summer flowering.

Trees & Shrubs

- Prune azaleas when they have finished blooming to reduce their size and improve their form.

Lawns

- To prevent warm-season weeds, a general rule is to apply a pre-emergent herbicide around March 1st. Avoid weed-n-feeds—it's the right time for weeding but the wrong time for feeding in north Florida (see next article for more info).
- Brown circles in the lawn could be a sign of large patch fungus (brown patch). This disease thrives with mild temperatures and moisture. For more info: <https://edis.ifas.ufl.edu/lh044>

Vegetables

- Soil testing is recommended every 1-3 years. For \$10 you can learn your lime and fertilizer requirements for the season.
- Since freezing weather can still threaten this month, consider starting seeds indoors and transplanting after the danger of frost has passed.

Fruits & Nuts

- For info on pruning and fertilizing in the orchard, see <http://sfyl.ifas.ufl.edu/baker> or click [here](#).

Irrigation Systems

- Check your sprinkler system and correct problems such as broken or misaligned spray heads before spring arrives.
- Calibrating the sprinkler system to deliver the recommended ½ to ¾ inch of water instead of 1 inch can save up to 15,000 gallons of water per 1,000 ft² per year. For a 5,000 square foot lawn, this equates to 75,000 gallons saved each year. See calibration instructions: <http://ufdc.ufl.edu/IR00003389/00001>

Soil Amendments

- Adding compost to the garden greatly benefits plants by increasing nutrients and water retention in sandy soils.
- For vegetable gardens, add 25 to 100 pounds of compost per 100 square feet and work into the soil.
- For established shrubs and flower beds, rake back the mulch and apply up to 3 inches of compost to the soil surface.

Use Caution with Weed-n-Feed

If you've ever used a weed-and-feed, then you may have noticed the label directions of some products say to avoid the root zone of ornamentals. That's because some herbicide chemicals (including dicamba, metsulfuron, and atrazine) can be absorbed by the roots of ornamentals and cause severe injury.

For a broadleaf weed in the grass, death comes after a couple of weeks. For a tree or shrub, noticeable damage takes longer. If the chemical is applied when a large, mature tree is putting out new leaves, the damage would appear as burnt and/or distorted foliage. Repeated use of a herbicide like this can cause a slow decline over several years and eventually death. While the chemical itself may not directly cause death, the stress it places on a tree/shrub makes the plant more susceptible to stresses like drought, construction damage, insects and disease.

So if the roots are avoided, can these products still be used? While the answer is yes, let's consider if it's the best choice:

- Tree and shrub roots can extend 2-3 times the width of the canopy. So look at how far the branches extend and multiply that by at least two. This is how far from the plant you will need to stay when applying one of these products.
- To be effective, the first application of a pre-emergent herbicide product (like those contained in weed-n-feeds) should be applied in late February or early March when day temperatures reach 65°F to 75°F for 4 or 5 consecutive days. However, a fertilizer application this early in the year could be ineffective and/or harmful. The lawn is generally still dormant and roots are not active enough to take up much fertilizer, which can lead to groundwater pollution.
- A pre-emergent herbicide is recommended for weeds growing throughout the lawn, whereas spot-treating is recommended to target problem areas.

Therefore, best way to weed and feed your lawn is to use a turf fertilizer and herbicide separately. Some good options for turf fertilizer are 20-0-10, 15-0-15, 10-0-10 or similar, applied in April after the grass has started growing.

If weeds are a major problem in your yard, soil pH and nutrient tests are recommended to identify potential problems and gauge the overall health of the lawn. Your local Extension Office can assist with weed identification, soil testing, and recommendations for each, as well as guidance for repairing the lawn once the weeds are under control. More information on controlling weeds in your grass can also be found online at: <https://edis.ifas.ufl.edu/ep141>

UF/IFAS Extension
Baker County
presents

UF | IFAS Extension
UNIVERSITY of FLORIDA



12th annual

Spring Garden Festival

Baker County Agricultural Center Arboretum
1025 W. Macclenny Avenue, Macclenny FL

Saturday, April 4, 2020

9 am - 1 pm

plant
SALE

KIDS
Activities

gardening
EXHIBITS

FREE
ENTRY

Florida-Friendly
Landscaping
ADVICE

LOCAL
VENDORS

Info:
(904)
259-3520

The Foundation for the Gator Nation
An Equal Opportunity Institution

Spring Garden Festival

Master Gardener Plant Sale Sneak Peek



Butterfly Vine Bright yellow, orchid shaped flowers bloom spring to fall. Seed pods are shaped like butterflies. Grows 12' tall with support.



Coral Honeysuckle Vine *Florida Native Red tubular flowers attract hummingbirds; berries attract songbirds. Grows up to 15'.



Mexican Sage Pollinator-friendly perennial. Woolly purple blooms; fuzzy grayish leaves. Drought tolerant and deer resistant. 4-5' tall & wide.



Indigo Spires Salvia Pollinator-friendly perennial with spikes of purple-blue flowers spring through fall. Perfect for mass planting or containers. 3' tall & wide.



Firebush *Florida Native Orange-red tubular flowers attract hummingbirds and many other pollinators. Can grow 8-12' tall & wide.




Autumn Sage *North American Native Pollinator-friendly perennial. Raspberry colored flowers. Long blooming season. Beautiful mass planted. 3' tall & wide.



Dark Knight Bluebeard Pollinator-friendly perennial. Blue-purple flowers and gray-green foliage. Good for mass planting or containers. 2' tall & wide.



Passion Flower Vine Pollinator-friendly perennial. Fragrant, star-shaped flowers display shades of pink/purple/blue. Climbs up to 20'; smaller in containers.




Scarlet Milkweed Attracts pollinators. Bunches of orange, yellow, and red flowers bloom during much of the year. Grows 3' tall & 2' wide.



Purple Fountain Grass Dark purple foliage with colorful plumes. Good for mass planting, as an accent, or in containers. Grows 3-5' tall and 3' wide.



Roselle aka "Florida Cranberry" A relative of hibiscus and okra. The calyxes of the roselle flower are edible—used to make jams, sauces, and teas.



Variegated Purple Queen Pink stripes on purple foliage. Use as groundcover or spill over the edges of containers. Up to 12" tall & 24" wide.

Amaryllis
Solid Red
& Striped



Daylilies
El Desperado
Wine Delight
Jolyene Nichole

Succulents & Houseplants



Blackberry Lily

Cotton Rose



Vegetables & Herbs

Lucky Clover Chronicle

By: *Shaina Spann, 4-H Agent*



County Events Info

County Events is March 19th!! This is a great opportunity to earn points! For more information on Clover Points click [here!](#)

Categories for participation are as follows (click on each category for more information):

- [Demonstration or Illustrated Talk](#)— demonstrate how to do something or talk about a subject. Juniors & Intermediates: 3-12 minutes and Seniors: 5-12 minutes.
- [Photography](#)— printed 8x10 in frame.
- [Fashion Revue](#)— model a constructed/purchased outfit.
- [Graphic Design](#)— create a 4-H themed item.
- [Public Speaking/Horse Public Speaking](#)— a 4-H or horse related speech.) Juniors & Intermediates 3-7 minutes and Seniors 5-7 minutes Horse: Juniors & Intermediates 3-7 minutes and Seniors 8-10 minutes.
- [Share-The-Fun](#) (talent) - showcase your talent! Singing, dancing, play an instrument.

If you are interested in participating in County Events and need more information, please let Mrs. Shaina know!

Please RSVP by March 9th with your category!



I'm Back!



After being out on maternity leave, I am back! While I did enjoy getting to know my little boy, Daniel, I am glad to be back at work and ready to "Make the Best Better!". I am still going to try to be involved in after hours programming, however, it will be limited until he's a little older. Please be patient as I get reacclimated into the swing of things!

Daniel Floyd Spann
born October 9, 2019 at 1:42am
Weighing 7lbs 11oz and 20 inches long.



4-H Club Meetings & Events

- **Cloverleaf Cloggers**—Every Thursday, 6-8pm at the Sanderson Community Center. Beginners at 6/Advanced at 7
- **Livestock Club**— March 25th, 6pm at the Hilson's Farm. 8179 Hwy 185 St. George, GA 31562
- **F.A.S.T. Club**— March 10th, 6pm, 4-H Classroom
- **Teen Leadership Club coming soon!**

County Events

March 19th @ 6pm Ag Center Auditorium

District Events

April 9th @ 6pm
Location: TBA

Senior Member Retreat

April 16th @ 11am-5pm, 4-H age 14+, we will be traveling to a secret location for pizza and fun!! RSVP by April 10th.

New 4-H Cloverbud Club F.A.S.T. 4-H CLUB

The F.A.S.T. (Foundation in Agriculture, Science & Technology) 4-H Club is a club open to all Cloverbuds, ages 5-7 as of Sept 1, 2019 in Baker County. Our first 3 meetings are listed below. We plan to meet on the 2nd Tuesday of every month with a tentative start time of 6PM. The meeting will be held at the Baker County Extension Office in the classroom unless otherwise stated for field trips.

March 10, 2020 First meeting! At this meeting we will have a few team building activities and "meet and greet" with our fellow Cloverbuds and Co-Leaders.

April 14, 2020 "Good Thymes in the Garden" In this meeting we will be learning the basics of seeds. We will also be building our own 'mini greenhouse' along with planting our own seeds.

May 12, 2020 "Down on the Farm" In this meeting we will be learning about the various types of farm animals and what products we buy in store that they produce. Cloverbuds will also learn about the daily life of a farmer and the chores involved.



Spring Green Up Are You Prepared?

As temperatures begin to warm in the next few months our pasture grasses will be coming out of dormancy and starting spring green up, are you ready? Here's what you should do to prepare:

-Soil Test



If you only soil test once a year, now is the time to do it! Once spring rolls around soil testing labs are overwhelmed with samples and processing can take longer than normal. Go ahead and send in your samples in order to get your recommendations ahead of time!

-Secure Fertilizer/Lime purchases



Although it is not recommended to apply fertilizer this early, if your pastures need liming it is best to do that 3-6 months before spring. This is because lime takes a while to actually adjust the pH of the soil, so make sure your soil pH is optimal early just in case changes need to be made! If you are making large purchases of fertilizer, go ahead and secure the amount and formulation you will need once spring begins, this will help you ensure your pastures are getting the correct nutrients at the right time.

-Weed Control



Controlling weeds in late winter/early spring is vital for helping pastures succeed early on. Weeds compete with pasture grass for nutrients, water, and space. Either control weeds using mechanical methods like mowing or with chemical control herbicides.

Make sure you are giving your pastures exactly what they need to succeed so you have enough forage for your livestock!

Have questions? Need weeds identified? Give me a call for a personal consultation!