



The Baker Bulletin

A
Baker County
Extension
Service Monthly
Newsletter

INSIDE THIS ISSUE:

Horticulture	2
Horticulture	3
Calendar	4
Upcoming Events	5
4-H	6
Agriculture	7
Notices	8

Dear Extension Friends,

Thanks to everyone who came out to support our local 4-H Youth Development Program by attending the 4-H Benefit Auction and/or the 4-H Ag Heritage Day last month. We are now gearing up for summer and have some exciting 4-H day camps planned. Plus we offer a week-long residential camp at Camp Cherry Lake in Madison County. While there are plenty of spots available for Camp Cherry Lake, day camps fill up quickly. Don't let your little ones miss out on a fun-filled summer!

Sincerely,

Alicia

Alicia Lamborn
Interim Director / Horticulture Agent
UF/IFAS Extension Baker County



Contact Information—Baker County Extension Service

1025 W. Macclenny Ave., Macclenny, FL 32063

Phone: (904) 259-3520, FAX: (904) 259-9034

Email: baker@ifas.ufl.edu Hours: M—F 8:30am to 5:00pm (Closed Noon to 1:00pm for Lunch)

Michael Davis, Ph.D.
michael.davis@ufl.edu
Agriculture Agent

Alicia Lamborn
alamborn@ufl.edu
Horticulture Agent

Shaina Spann
slbennett@ufl.edu
4-H Agent




Highlights in Horticulture

By:
Alicia Lamborn,
Horticulture Agent

Chinese Hat Plant

The Chinese Hat Plant (*Holmskioldia sanguinea*), also known as cups and saucers or parasol plant, gets its name from the shape of its flowers.

The orange or yellow clusters of flowers bloom from summer to autumn along arching stems. It makes an excellent late summer shrub just in time for the hummingbird migration southward.



This native of the Himalayas grows in Florida from zone 8B to 10. Keeps the plant mulched for extra protection in winter. This shrub likes a sunny location but will take some shade. It can grow 6-8 feet tall and wide, and prefers acidic soil. The plant becomes woody with age, but it can be rejuvenated simply by cutting back close to the ground every few years.

This beautiful, unique shrub has been around for many decades but is not readily available in garden centers. To find one, ask for it by name and check with your gardener friends who may have a cutting to share.

Article written by Mary Ann Ray, Master Gardener
Photo credit: <http://assessment.ifas.ufl.edu>

Benefits of Rain Barrels

A great way to save water—and money on your water bill—is to build or purchase a rain barrel. A rain barrel captures rainwater, which can then be used to water plants.

Much of the rain we get in Florida comes in the summer. But wouldn't it be great if you could save some of that rain for other times of the year?

The great thing about rain barrels is that you *can* save some water for dry times. And because you're not getting the water from the public water system, you can use your rain barrel to water whenever you want—including when your area is under water restrictions.

Installing a spigot on a rain barrel makes it easy to fill a watering can for hand watering plants. Your rain barrel can also be hooked up to seep irrigation systems. They can (and should) be made mosquito-proof with a tight-fitting lid and mesh screen, and can be painted or hidden by foliage or a trellis to make them more attractive.

Rain barrels can capture a significant amount of water, and can have a very tangible effect on your water bill. Best of all, they're fairly easy to find in stores and to make!

For information on how to build your own rain barrel, check out these great online resources:

- <http://baker.ifas.ufl.edu/Horticulture/documents/RainBarrels-BuildingInstallingMaintaining.pdf>
- <http://gardeningsolutions.ifas.ufl.edu/care/irrigation/rain-barrels.html>

Information Source & Photo Credit: <http://gardeningsolutions.ifas.ufl.edu/care/irrigation/rain-barrels.html>



ATTENTION FARMERS, GROWERS, AND RANCHERS:

ST. JOHNS RIVER WATER MANAGEMENT DISTRICT (SJRWMD) AGRICULTURAL COST-SHARE PROGRAM

Program Objectives: The objective of the SJRWMD Agricultural Cost-Share Program is to engage farmers, growers and ranchers in the shared goals of water conservation and run-off nutrient reduction; thereby helping to assure the sustainability of agriculture within SJRWMD.

Eligible Projects/Equipment: Project types and cost-share items that will be considered for funding include those listed below; however, other ideas that would further the program's objectives may be proposed. Permitting and preparation of bids will not be considered eligible for funding.

Projects and Equipment:	
Surface Drip Irrigation	Micro-Irrigation
Center pivot or Linear Move Overhead	Irrigation/Drain Tile
Enhanced Seep (Sub-surface Drip)	Tailwater Recovery and Reuse
Irrigation Retrofit	Over Saran Irrigation (Freeze Protection)
Soil Moisture/Climate Sensor Telemetry	Precision Agriculture Equipment
Fertilizer Application Equipment with GPS	Variable Frequency Drive for pumps
Rainwater Harvesting Expanded Waste Storage	Surface Water Irrigation Pumps/Filters
Other Conservation/Quality Projects that meet program objectives	

Grower Eligibility Criteria: To propose a project for funding under this initiative, the project must be located primarily within the boundaries of SJRWMD. Florida Department of Agriculture and Consumer Services (FDACS) representatives will confirm enrollment in applicable FDACS best management practices (BMPs) or will conduct a site visit to enroll funded applicants, if not previously enrolled. The applicant must own the land or have control of the land for the anticipated life of the project or equipment, agree to Mobile Irrigation Lab evaluations and water quality monitoring, if requested by SJRWMD. Projects must be for existing production. Projects to expand production areas will not be considered. Eligible projects include those that convert to a lower quality source, conserve water and/or reduce nutrient run-off. Projects that do not fall within the scope of the program may not be considered.

Application Form

The deadline for submitting applications for cost-share under the SJRWMD Agricultural Cost-Share Program for October 2017 is **July 28, 2017**. Projects will be selected and funded pending Governing Board approval anticipated for October 10, 2017. **The projects must be completed by September 15, 2018.** The application form is attached.

Farmers who have also applied for the 2017 Tri-County Agricultural Area (TCAA) Water Management Partnership should not apply to this program.

Cost-Share Amounts for Projects and/or Equipment:

Cost-share will be up to 75%, not to exceed \$250,000 annually, for the engineering, design, construction and implementation costs of an approved project. Please note that multiple related entities (i.e. those related by corporate structure or financial resources) shall have a shared cap. The applicant will be expected to cover maintenance costs; however, requests for items associated with long-term maintenance (such as drip tape or center pivot retrofits) may be considered for funding. Examples of projects include irrigation retrofits and tailwater recovery and reuse. Equipment may include items such as variable rate fertilizer spreaders, soil moisture sensors and irrigation controllers.












Please note that this is a reimbursement program. Proof of payment will be required prior to reimbursement. Multiple invoices may be submitted to assist with cash flow.

Applications are posted on the Baker County Extension website: <http://baker.ifas.ufl.edu>.

For more information or to have your questions answered, please contact:

Suzanne Archer, Office: (407) 215-1450, Cell: (407) 620-8133, Email: sarcher@sjrwmd.com

June 2017

Sun	Mon	Tue	Wed	Thu	Fri	Sat
				1	2 	3 
4	5 	6	7	8	9	10  Show Clinic 11am-2:30pm Fairgrounds
	"Exploring 4-H" Day Camp					
11	12 	13  	14	15	16	17 
	"Bees, the Original Social Network" 4-H Day Camp					
18	19 	20	21	22	23	24
	4-H Camp Cherry Lake					
25	26 	27 	28	29	30	

Upcoming Programs are marked with a Program Area Symbol. Please match these symbols with the list on the following page for more information about the program.



4-H



Horticulture

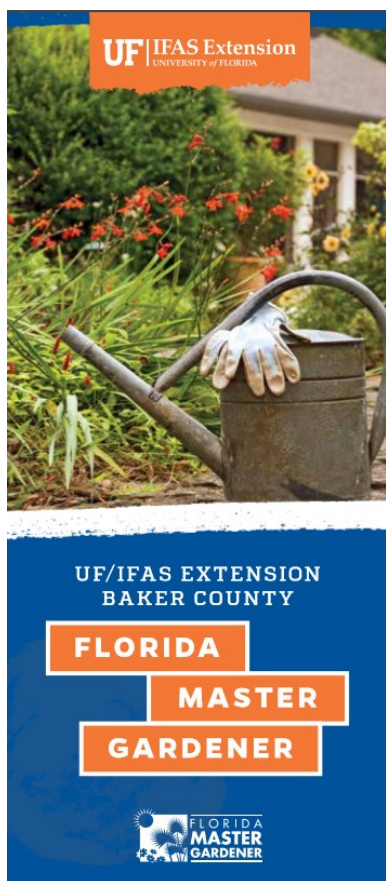


Agriculture

Upcoming Programs & Events

Programs will be held at the Baker County Extension Office (Agricultural Center) unless otherwise noted.

- June 2** **Feral Swine Workshop**, Noon to 2pm, Columbia County Extension Office, 971 W. Duval Street, #170, Lake City, FL. Guest speakers are J.C. Griffin, USDA/APHIS Wildlife Services and Pam Hunter, Florida Dept. of Agriculture and Consumer Services/Animal Industry. This free workshop is open to all landowners, producers, hunters, and trappers of wild hogs; other animal industry and government officials are also welcome. RSVP at 386-758-1030.
- June 13** **Florida Agriculture Network Grass-fed Beef and Grazing Management**, 6pm to 8pm, Call Street Caf , 111 W. Call Street, Starke, FL 32091. Contact the Bradford County Extension Office to register at 904-966-6224. Must RSVP and receive \$12 registration fee (includes meal) by Tuesday, June 6th.



2017 Master Gardener Volunteer Training

If you live in Baker County and enjoy helping others, the Baker County Master Gardener Program could be for you. The Extension Office provides extensive training for volunteers who provide service to the community in return.

Volunteer training classes are planned for Tuesdays and Thursdays during a 5-week period starting on September 5th. The cost of the training covers class materials, reference books, and supplies; payment plans are available.

For more information visit:

http://baker.ifas.ufl.edu/Horticulture/master_gardener.html

Questions? Call Alicia at (904) 259-3520.



4-H Club Meetings

Cloverleaf Cloggers — Every Monday at 7pm in the auditorium. Contact club leader to confirm.

Livestock Club — Fourth Tuesday of each month at 6pm In the auditorium. Go to Baker County 4-H Livestock Club Facebook Page. **Show Clinic is June 10th, 11am-2:30pm at the fairgrounds. No club meeting in June.**

Outdoors/Shooting Sports Club—For more information, go to Baker County 4-H Outdoors Club Facebook page. **Archery: June 3rd and 17th at 9am at Baker County Agricultural Center.**



**MANDATORY
CAMP CHERRY LAKE
ORIENTATION MEETING**

**JUNE 13TH AT 6PM
IN THE BAKER COUNTY
AG CENTER AUDITORIUM**

**FOR THOSE WHO HAVE
REGISTERED & PAID
FOR CAMP CHERRY LAKE**



Lucky Clover Chronicle

By:

Shaina Spann,

4-H Agent

6

Upcoming 4-H Events

June

05-08– Exploring 4-H Day Camp, Auditorium, \$60
06– Camp Cherry Lake Registration DUE
13– Camp Cherry Lake Orientation, 6:00pm
12-15– Bees: The Original Social Network Day Camp, Auditorium, \$60
19-23– Camp Cherry Lake, Madison Florida
26-30– 4-H Legislature, Tallahassee

July

17-20– Breakfast Day Camp
31-August 3– 4-H University

August

08– Awards Ceremony, Auditorium, 7:00pm
15– 4Honline DOWN for maintenance
17– 4Honline REOPENS for new 4-H Year
28-31– Extension Conference, Mrs. Shaina out of office

September

01– NEW 4-H YEAR BEGINS!!!!

Annual 4-H Benefit Auction is a Success!

On May 6th, UF/IFAS Extension's Baker County 4-H Association held its 4th annual auction fundraising event. This event encourages youth life skill development through visiting local businesses and individuals, telling them about the 4-H program, and asking for donations. From donations for the live and silent auctions, we received over \$5000 that will be used towards camp scholarships, camp transportation costs, embryology support, and to raise money for a 12 passenger van for the 4-H program. Baker County 4-H is so appreciative to the community for their support of the program as well as the youth and families that gave their time and efforts to make the event a success. Our donors for the 2017 auction were:

A Kut Above Salon
Ace Hardware
Advance Auto Parts
Aquatika Tickets
Badcock Home Furniture and More
Baker County Chiropractor
Bed Bath and Barks
Big Boy's Soft Serve & Sandwiches
Blast Game Center
Brittany Barton
Burkins Chevrolet
Busch Gardens
Cable Junction Zipline
Calendars Pizzeria
Cecil's Home Town Cooking
Classy Crossroads
Crooked Rooster Brewery
Debbie Stevens
Deerly Blessed
Double Blake Farms
Double N Farms
E & M's Cupcakery
Extreme Outdoors
Farm Bureau
Fidelity Bank
Finder's Keepers
First Federal Bank

First Nature Guide Service Fishing
Franklin Mercantile
Gibson McDonald
Glamour & Grace
Glen Nursery
Grand Slam Barbershop
The Grimes Companies
Hodges Produce
Ink Monkey
Ivy Cottage
Jacksonville Ice and Sportsplex
Jacksonville Zoo
Kelly Klean
Laura Davis - Top Notch
Lee Automotive
Life Sweet Creations
Lily's Nail Salon
Loretta Stevenson
Margaret Sprock
Matthew Turner
Mosquito Authority
Napa
O'Reilly's
Pat Collier
Pier 6
Pinot's Palette
R & R Designs

Ralph Kline
Rebounderz
Renee's Bailbonds
Rhoden's True Value
Sea World
Shady Creek Farms
Shaina Spann
Smart Styles
Smokehouse Meat Market
Southern Diesel & Auto
Sports Shak
Sprattie Designs
Starbucks Gift Basket
State Farm
Susan Harris- A Kut Above Salon
T & M Found It For Ya
The Coop
Tidal Reaction Charters
Tractor Supply
Trav's Barbershop
Wal-Mart
Walt Disney World
Wells Fargo
Winn Dixie
Woody's BBQ

Thank you to our donors and volunteers!

Avoiding Heat Stress in Your Flock

Like most other animals, chickens are prone to heat stress during periods of high temperature and high humidity, which are both prevalent for a large part of the year in Florida. It is important to be able to recognize the signs of heat stress in your flock and know how to avoid placing them in danger from the heat. Normal body temperature for chickens is around 105°F. However, unlike humans and other animals, chickens do not possess sweat glands. They cool themselves by panting. The panting will evaporate moisture from the throat allowing the bird to lower its body temperature. It is important to note that older birds are more susceptible to heat stress when compared to younger birds because of their larger size and the insulation that is provided by fully formed feathers. Signs of heat stress in the flock include: gasping, lethargy, pale combs and wattles, increased thirst, decreased appetite, decrease in body weight, and a potential increase in cannibalism. While these signs are not exclusive to heat stress, they can certainly indicate that heat stress is a problem during prolonged periods of hot, humid weather. As a flock manager, you should keep in mind that that stress can cause various issues within the flock, including: drops in production, increased mortality, decreased egg size, thin egg shells, poor egg quality, and poor egg functionality.

There are many proactive measures that you can take as a flock owner to decrease the chance of heat stress in your birds. Good management of the flock and an understanding of how the flock is reacting to temperature changes will help to avoid the risk of heat stress in your birds.

- Always provide plenty of cool, fresh drinking water in many, easily accessible locations for your flock during periods of hot weather.
- Add electrolytes to the drinking water; The act of panting will change the electrolyte balance within the bird. Adding electrolytes will help to maintain the needed balance within the bird and will help to increase water intake. However, you must be vigilant in adding electrolytes to the water as adding too much can also upset the balance within the bird and cause problems as well.
- Feed intake will naturally decrease during hot weather. To counteract this, provide feed during the cool parts of the day such as early morning and late evening. The digestive process produces extra heat which can cause stress within the flock during the hottest parts of the day. You may also need to increase the protein component of the feed in response to hot weather for hens that are laying. Consult your poultry professional for recommendations.
- Adequate ventilation is a must. Install fans, if necessary.
- Consider installing an evaporative cooling system. These systems provide a mist or fog that moves water through the air. Water on the bodies of the birds will help to cool them somewhat, but make sure not to soak the birds.
- Avoid overcrowding. Overcrowding in the flock increases the ambient heat in the area and reduces the effectiveness of ventilation and evaporative cooling.
- Birds may tend to rest during the hottest part of the day. Don't disturb them.
- Remove accumulated litter from the confinement area. Decomposition of the litter produces heat which can increase the ambient temperature of the area.
- Radiant heat from direct sunlight can also be an issue for the confinement area or for nest boxes. Help to reduce radiant heat by installing insulation in the ceiling area or by having the confinement area in a shaded area.
- If you let your birds out to forage, remember that tall grass and weeds in the foraging area will reduce the natural air flow. Bare ground can also cause issues with radiant heat. Keep the grass in the forage area cut low enough to allow good natural air flow, but don't let the birds forage on bare ground.



Baker County Extension Service

1025 West Macclenny Avenue
Macclenny, FL 32063

Phone: (904) 259-3520

FAX: (904) 259-9034

Email: baker@ifas.ufl.edu

Website: <http://baker.ifas.ufl.edu>

Non-Profit Org.
US Postage
PAID
Permit No. 17
Macclenny FL 32063

ADDRESS SERVICE REQUESTED

Extension programs are open to all people regardless of race, color, age, sex, handicap, or national origin. In accordance with the Americans with Disabilities Act, any person needing a special accommodation to participate in any activity, should contact the Baker County Cooperative Extension Service at 1025 West Macclenny Avenue, Macclenny, FL 32063 or telephone (904) 259-3520 no later than five (5) days prior to the event. Hearing impaired persons can access the foregoing telephone by contacting the Florida Relay Service at 1-800-955-8770 (voice) or 1-800-955-8771 (TDD).



June 19-23: Camp Cherry Lake Age: 8-18 **Deadline to register is June 8th

This camp takes place in Madison, Florida. Youth stay in cabins for the week and go to campfires, swim, kayak, recreational dance, and so much more! Ages 8+ as of 9/01/16; Member as of 4/1/17.

- ◆ Early registration due June 2: Member \$230; Non-Member \$260.
- ◆ Registration after June 2: Member \$250; Non-Member \$280.
- ◆ Camp Orientation June 13th at 6:00pm, Ag Center Auditorium.

To register for summer camps, go to: <http://florida.4honline.com> and follow instructions below.

Non-members: If you are not already registered in 4-H Online please follow the directions to register your family on the main page. Under "Add a New Family Member", select "Youth". Then "Add Short-Term Member" and complete. Add the Group "2017 Day Camps" or "Camp Cherry Lake 2017" under the Participation section. Submit enrollment for approval. Once you receive email that enrollment is approved then you may then proceed to register for events by logging into your family profile.

Members: Sign in to your family profile. Scroll to the bottom of page. Select the appropriate member from drop-down list under the "Register a Member in an Event" box. Select the event from the drop-down list.

Pay camp registration fees at the Baker County Extension Office (Ag Center). Payment secures your spot! For more information, call 259-3520 or email sibennett@ufl.edu.