



## The Baker Bulletin

A  
Baker County  
Extension  
Service Monthly  
Newsletter

### Baker County Extension Service

1025 W. Macclenny Ave.  
Macclenny, FL 32063

Phone: (904) 259-3520

Email: baker@ifas.ufl.edu

Hours: M—F 8:30am to 5:00pm  
(Closed Noon to 1:00pm for Lunch)

#### County Agents

**Alicia Lamborn**  
Horticulture Agent

**Shaina Spann**  
4-H Youth Development Agent

**Alicia Halbritter**  
Agriculture & Natural Resources Agent

Dear Extension Friends,

Your local County Extension Office is seeking volunteers! We rely on community volunteers to help lead 4-H clubs, share horticultural knowledge and conduct events. Training is provided for all volunteers to help them be successful in their volunteer roles. If you have a desire to give back to your community, please see pages 4 and 7 for more details on how to become an Extension volunteer!

Sincerely,

Alicia Lamborn  
County Director / Horticulture Agent  
UF/IFAS Extension Baker County

<http://baker.ifas.ufl.edu>

<http://blogs.ifas.ufl.edu/bakerco>

[Baker County Garden Spot](#)  
[Baker County 4-H](#)

Search "Baker County 4-H" in your app store

### Upcoming Classes & Events

- July 8-11** **4-H Chopstix Camp, 9:00am to 4:00pm.** Meet at Baker County Extension Office. \$60 Registration; Ages 10+. Deadline to register: July 1st. This field trip camp will explore Asian cuisine and culture from the farm to the table!
- July 9** **Baker Beekeepers Association, 7:00pm.** Firehouse Subs Conference Room, 1448 S 6th Street, Macclenny. Topic: Smoker training for calming bees and how to pack a smoker to last for 5 hours.
- July 16** **Corn Field Day, 5:00pm, Suwannee Valley—NFREC, Live Oak.** Join us at the Suwannee Valley Research Center to hear an update on UF corn research projects. Save the date! Registration to be announced.
- July 16** **Grape Field Day, 9:30am to 3:30 pm, Frank Stronach Conference Center, 2556 West Highway 318, Citra, FL.** No registration fee. RSVP by July 9 to Staci Sanders (352) 591-2678 or [grapefieldday2019uf-ifas.eventbrite.com](http://grapefieldday2019uf-ifas.eventbrite.com).
- July 25** **Livestock & Forage Field Day, Santa Fe River Ranch, Alachua,** \$20 pre-registration, \$50 at the door, Youth \$5. Learn about topics like forage economic outlook, nozzle selection, weed control in pastures, haylage, soil fertility/sampling, calving simulation demonstration and forage systems.
- Jul 30-Aug 2** **4-H University, University of Florida, Gainesville.** \$260 registration fee; Ages 14-18. Deadline to register: June 30th.
- Aug-Sept** **Master Gardener Training, Baker County Extension Office.** \$100 registration fee; applications due July 19th. Volunteer training classes held Tuesdays and Thursdays, August 6 through September 12. See page 7 for more details.

The Institute of Food and Agricultural Sciences (IFAS) is an Equal Opportunity Institution authorized to provide research, educational information, and other services only to individuals and institutions that function with non-discrimination with respect to race, creed, color, religion, age disability, sex, sexual orientation, marital status, national origin, political opinions, or affiliations. U.S. Department of Agriculture, Cooperative Extension Service, University of Florida, IFAS, Florida A&M University Cooperative Extension Program and Boards of County Commissioners Cooperating. Extension programs are open to all people regardless of race, color, age, sex, handicap, or national origin. In accordance with the Americans with Disabilities Act, any person needing a special accommodation to participate in any activity, should contact the Baker County Cooperative Extension Service at 1025 West Macclenny Avenue, Macclenny, FL 32063 or telephone (904) 259-3520 no later than ten (10) days prior to the event. Hearing impaired persons can access the foregoing telephone by contacting the Florida Relay Service at 1-800-955-8770 (voice) or 1-800-955-8771 (TDD).

# Highlights in Horticulture

By:  
*Alicia Lamborn,*  
*Horticulture Agent*



2

## 5 Native Perennial Vines for North Florida Gardens

Get into vertical gardening with vines! Vines tend to be fast growers, which sometimes gives people the impression of being unruly. But many are well-behaved and can easily be trained on trellises, arbors, and even fences. No matter what vines you plant, prune them periodically to help keep them in bounds. A good rule of thumb is to never let them grow taller than your ladder. Spend a little time training your vines, and you'll end up with good coverage on your trellis or fence.



### **American Wisteria (*Wisteria frutescens*)**

Height: 10– 20      Width: 6– 12

American wisteria (*Wisteria frutescens*) is a lovely, non-invasive option for your home landscape. Fragrant, lavender flowers bloom spring through summer. The cultivar 'Amethyst Falls' has deep blue/purple flowers and blooms in the spring and summer. The blooms may not be quite as fragrant, but won't need the constant pruning and caution associated with Chinese or Japanese wisterias. An added bonus, American wisteria is a larval host plant to both the silver-spotted skipper and the long-tailed skipper butterflies.

### **Climbing Hydrangea (*Decumaria barbara*)**

Height: up to 60 feet

The Climbing Hydrangea has glossy green leaves and produces 4-inch clusters of white, fragrant flowers beginning in spring.

The showy flowers attract bees and butterflies. This native deciduous climber is typically found growing where soils are consistently moist in shaded to filtered shade conditions. Only mature vertical growing stems produce the new growth that creates the flowering stems.



### **Coral Honeysuckle (*Lonicera sempervirens*)**

Height: 10– 15 feet      Width: 10– 15 feet

Also known as trumpet honeysuckle, this vine is known for the clusters of bright red tubular flowers that it produces throughout spring and summer. There are also cultivars with yellow flowers. The flowers attract hummingbirds and butterflies and then mature into berries that draw songbirds in late summer and fall. Best grown in full sun, it is generally considered a low maintenance plant requiring only occasional pruning.

### **Crossvine (*Bignonia capreolata*)**

Height: up to 50 feet

This north Florida native begins to attract hummingbirds in early spring with its orange/red, trumpet shaped flowers that are two inches long. This versatile vine can grow in sun or shade conditions, performing best in partial shade. Improved cultivars include 'Tangerine Beauty' and 'Shalimar Red'.



### **Trumpet Creeper (*Campsis radicans*)**

Height: up to 40 feet

Brilliant orange, 3-inch tubular flowers appear in summer, attracting butterflies and hummingbirds. Although generally considered evergreen, the vine will lose its leaves for a short period in winter. While happiest in full sun, the plant also grows in shade. The clinging roots will produce suckers which can make the plant weedy. Occasional pruning should help keep it on your trellis. For something different, 'Flava' is a yellow cultivar.

# WHAT TO PLANT IN NORTH FLORIDA



## FLOWERS

- Angelonia\*
- Celosia\*
- Crossandra
- Euphorbia 'Diamond Frost'
- Impatiens
- Marigold\*
- Moss Rose
- New Guinea Impatiens
- Ornamental Pepper
- Pentas\*
- Tropical Sage
- Vinca
- Begonia, wax
- Coleus\*
- Dusty Miller
- Kalanchoe
- Melampodium
- Torenia
- Verbena
- Zinnia

\*Annuals to use as cut flowers  
 Selected annuals with moderate to high salt tolerance: Dusty Miller, Kalanchoe, Moss Rose, Vinca, Wax Begonia, Zinnia

## VEGETABLES

- Beans, lima
- Eggplant
- Peas, southern
- Peppers
- Tomato
- Cucumbers
- Jerusalem Artichoke
- Pumpkin (early July)

## WATERING TIPS

Install a micro-irrigation system that uses water more efficiently by delivering small volumes of water directly to the root zone of plants through low-flow emitters, such as micro-spray jets, micro-bubblers, or drip tubes.

Disease problems may also be reduced when using drip tubes and drip emitters that keep irrigation water off of leaf surfaces.

Microirrigation kits are available for vegetable gardens and flower beds, plus they are easy to install and custom design to suit the layout of your garden.

Purchase a timer that hooks up to the spigot for help making sure you don't leave the water running longer than it needs to.

# Fruit Care Calendar for North Florida

To be used as a guide when caring for fruit and nut trees in the home garden. All fertilizer recommendations are for optimum growth and fruit production. Gardeners may choose to apply less fertilizer than the recommendation, but should never apply more. When referring to the age of a plant, consider year 1 to be at planting or the first year after planting.

## JULY

### Tips for Growing Fruits

Most edibles require at least 6-8 hours of full sunlight a day and prefer well-drained, slightly acidic soil.



Does the plant require cross-pollination or is it self-fertile??

If not self-fertile, you will need 2 or more plants to produce fruit.



Avoid low-lying areas to minimize flood injury and frost injury to flowers and developing fruit.



Select recommended varieties based on pest/disease tolerance, cold tolerance and required chilling hours.

Correct spacing is key for optimum growth, health, and fruit production.

## FERTILIZING



**Blackberries (Established)**  
 Fertilize after harvest using 1/4 to 1/2 lb. (1/2 to 1 cup) of 10-10-10 with micro-nutrients per plant or about 10 pounds (20 cups) per 100 foot row. Note: Roots are located close to the surface and excess fertilizer can burn leaves or even kill plants.



**Muscadine Grapes (Established)**  
 Apply fertilizer in bands about 1 foot to either side of the vine in June or July using 8-8-8 or 10-10-10 with micro-nutrients. Year 2: Apply no more than 1 lb. (2 cups) per plant. Year 3+: Apply no more than 3 lbs. (6 cups) per plant.



**Peaches, Nectarines, Plums (Year 1)**  
 Fertilize using 1/2 lb. (1 cup) of 12-4-8 fertilizer with micro-nutrients per tree.

## PRUNING

### Blackberries



**Late Summer to Fall:**  
 Fruit is produced on one-year-old canes (floricanes). After fruiting, floricanes dry up and die. They should be pruned out and removed at the ground or crown level as soon as they die. In a healthy blackberry stand, 5-6 remaining canes per foot of row is ideal after pruning.



### Blueberries

**July-August:**  
 After fruit harvest, plants can be topped to control height and encourage branching. Depending on size, canopy height can be reduced by several inches up to a foot or more. This prevents plants from becoming too tall and will stimulate new growth that will become next year's crop.

### Peaches, Nectarines & Plums



**May-August:**  
 Prune lightly after fruit is harvested to maintain overall tree height and an open canopy center which allows light in to stimulate growth of new fruiting wood and improve fruit quality.



### Figs

**June-July**  
 Prune after fruit harvest to eliminate dead or diseased limbs, limbs that cross or rub together, and to remove long slender "water sprouts". Larger plants can be trimmed back to maintain a bushy shape and make reaching fruit easier.

### MORE INFORMATION

For additional information on fertilizing, pruning and other resources, visit the Fruits page of the UF/IFAS Baker County Extension website: <http://sfyl.ifas.ufl.edu/baker/>

## Plastic Flower Pot Donations Needed!

If you have old, plastic nursery pots laying around, please consider donating them to the Master Gardener Program for recycling. We can accept all sizes, but particularly need gallon and quart sized pots. Feel free to deliver them to the front Extension Office. For large quantities, please place them at the back fence gate near the greenhouse. Thank you!

# Lucky Clover Chronicle

By:  
Shaina  
Spann,  
4-H Agent



## Semi-Homemade Cooking Camp

At Semi-Homemade Cooking Camp we made friends, memories, and great dishes! Every day we made our breakfast, lunch, and a dessert. We started the week with eggs, bacon in the oven, grits, and toast. Next we made pizza braids where we learned how to braid dough and apply an egg wash. For dessert we made saltine cracker toffee. On day 2 we made cinnamon rolls, that were out of this world yummy! For lunch we made sheet pan steak and chicken fajitas with an apple pie dump cake for dessert. On the third day we made pancake art and sausage for breakfast, chili mac-n-cheese for lunch, and monster cookie bars. On the last day we made biscuits and gravy, stromzones (Stromboli or calzones) for lunch, and four different flavors of Puppy Chow/Muddy Buddies (original, funfetti, s'mores, and unicorn poop) that were all delicious! We had a scrumptious week! Here is a link to view our cookbook: <https://blogs.ifas.ufl.edu/bakerco/2019/06/27/baker-county-4-h-semi-homemade-cooking-day-camp/>

## Camp Cherry Lake 2019 Baker and Jefferson Counties

This year, 12 youth from Baker County and 110 youth from Jefferson County spent the week at Camp Cherry Lake in Madison, Florida the week of June 24-28. We had a blast kayaking, swimming, playing nine square in the air, gaga ball, shooting archery, coding computers, learning outdoor skills, and so much more! We can't wait until next year!



### 4-H Club Meetings & Events

*See upcoming summer camps on front page of newsletter!*

- **Cloverleaf Cloggers**— Contact Madeline for details.
- **County Council**- Not meeting over summer
- **Livestock Club**— July 23, 6pm. Lala Farm, 13373 Bob Burnsed Road, Glen St. Mary.
- **Speech Workshop**—July 18, 9am-noon, Extension Office.



**4-H Clubs  
Need Help!**



We need people to help teach subjects at club meetings. If you or someone you know is knowledgeable about chickens, rabbits, cows, or arts & crafts, please contact Shaina at the Extension Office at 259-3520.

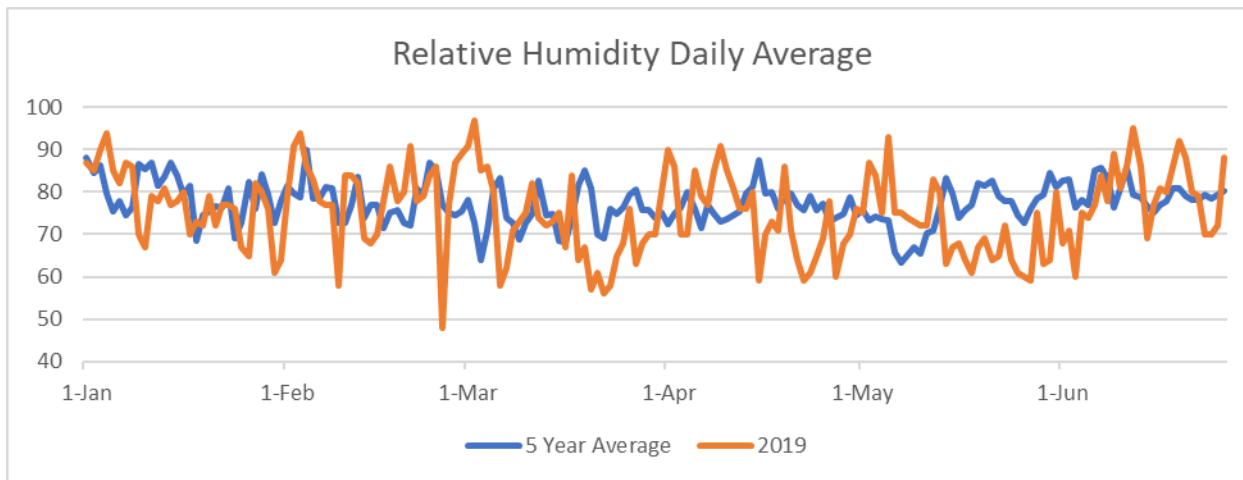
# Barnyard Bulletin

By:  
*Alicia Halbritter,*  
*Agriculture Agent*

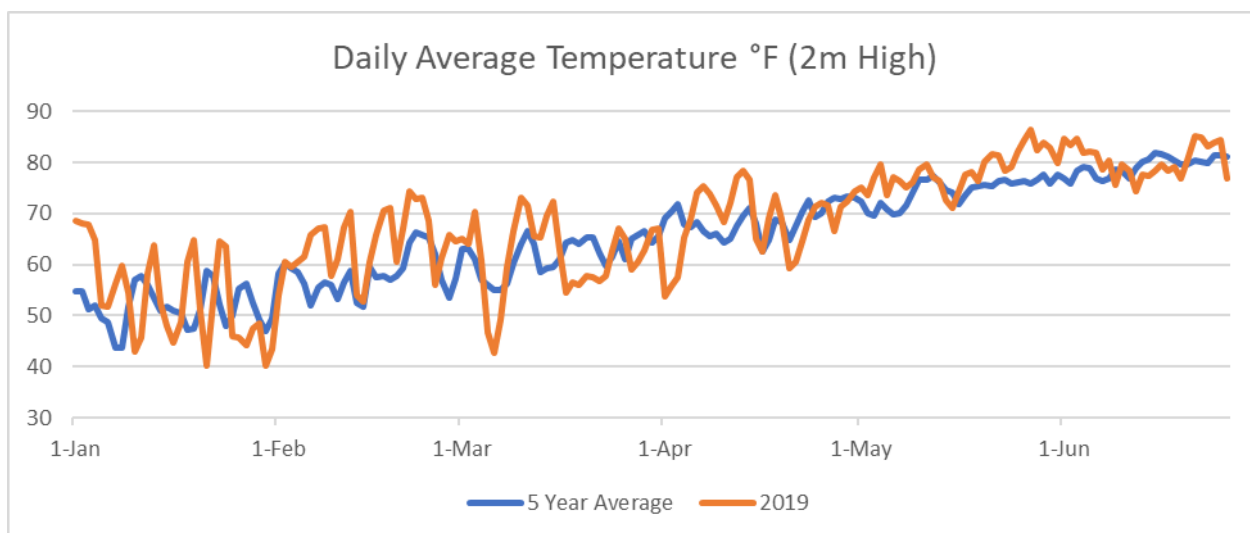



## How Does 2019 Weather Compare?

**We are officially halfway through the year 2019!**  
**How has the weather compared to the past 5 year averages (2014-2018)?**



Daily Average Humidity has had large variation when compared to a 5 year average; this relates to differences in rainfall and temperatures. Overall, humidity is close to the 5 year average and is not significantly different when comparing individual days.



Daily average temperature (°F) has also varied wildly over the past 6 months when compared to a 5 year average. 2019 has typically seen warmer temps more often than in the last 5 years. Warmer weather also began earlier in the year than previously recorded (70° temperatures in January). Although generally staying on trend with the 5 year average, the daily average temperature has a slightly higher slope and signifies we are getting warm weather earlier in the year and staying consistently warmer than average.

*Continued on next page*

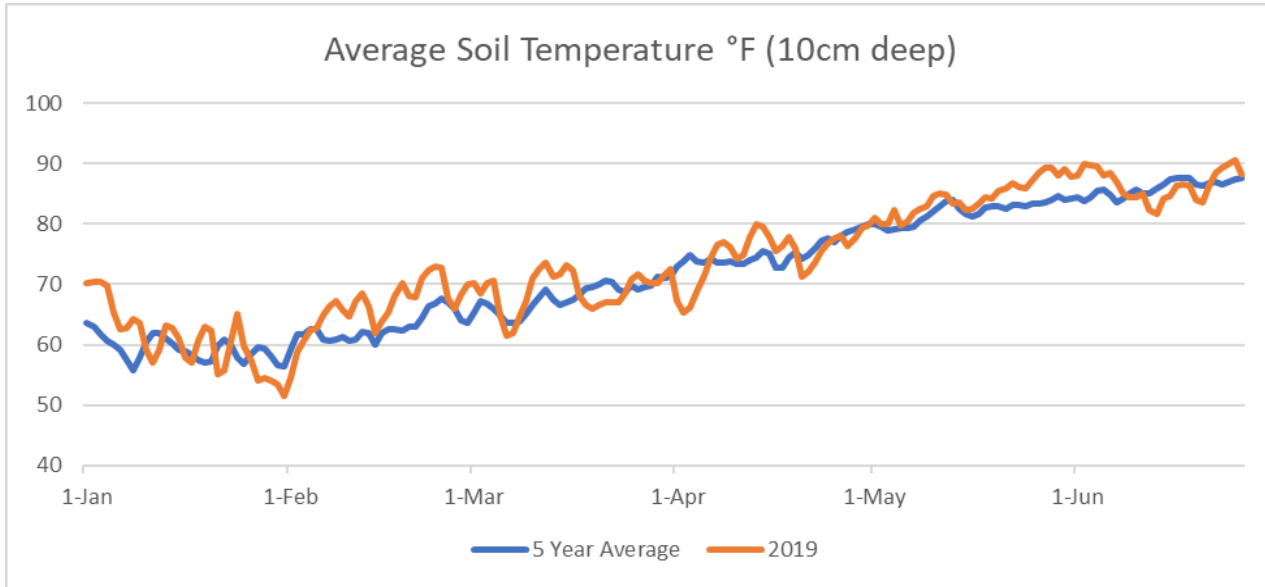
# Barnyard Bulletin

By:  
*Alicia Halbritter,*  
*Agriculture Agent*

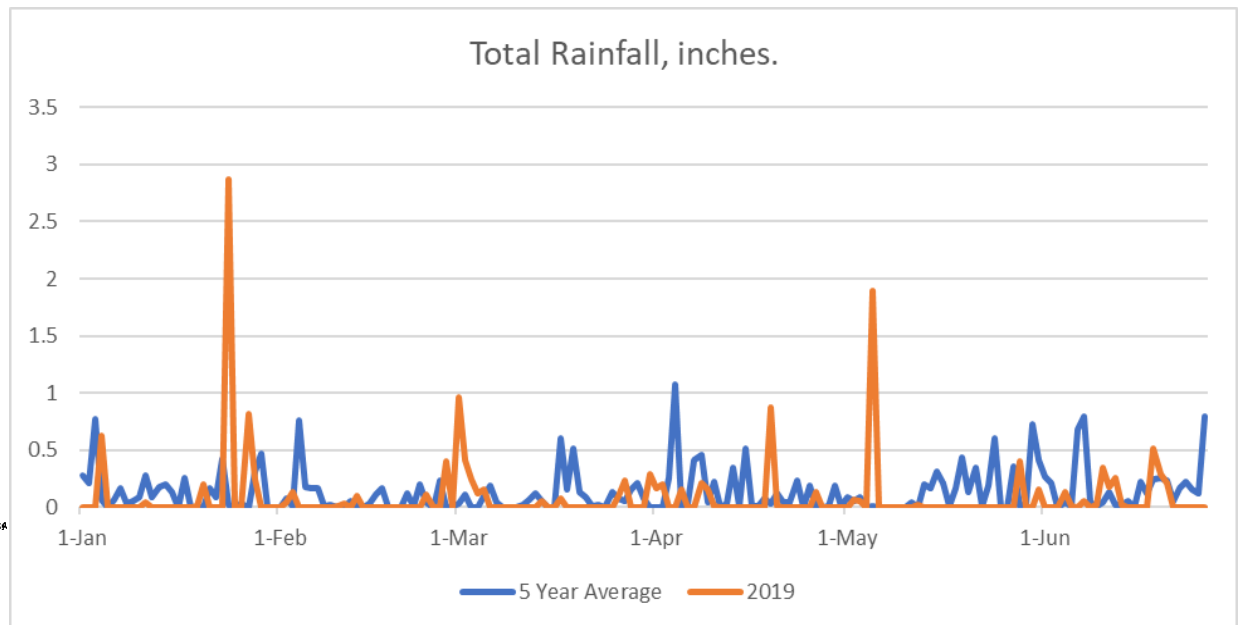


## How Does 2019 Weather Compare?

(Continued from page 5)



Like the average daily temperature, the average soil temperature also saw warmer temps earlier in the year. This could potentially be good for starting warm season crops earlier, but could reduce the season for cool season crops. For the most part, 2019 is staying relatively on trend with the last 5 year average soil temperatures.



Total rainfall is where Macclenny has seen a stark difference in 2019 when compared to a 5 year average. In the last 5 years we average 23.7 inches of rain by the last week of June (total). In 2019 we have only had 14.85 inches of rain. This significant difference has impacted crop growth, pasture growth, and natural areas. Wildfires are more likely to occur due to lack of rain.

Find all UF Weather Data at [Fawn.ifas.ufl.edu](http://Fawn.ifas.ufl.edu). Check out the readings from the Macclenny Weather Station!



# MASTER GARDENER VOLUNTEER TRAINING

## WHO ARE THE MASTER GARDENERS?

Master Gardeners are volunteer educators of the horticultural arts and sciences. With training from UF/IFAS Extension, Master Gardeners are active in their communities, offering leadership and guidance in gardening projects of all types and sizes.

The Florida Master Gardener Program has been around since 1979, and each year, approximately 4,700 Master Gardeners contribute a total of 365,000 hours of service, helping to make their communities better informed, more sustainable and more beautiful.

## WHAT DO MASTER GARDENERS LEARN?

If you're accepted into the Master Gardener training program, you'll receive 50 hours or more of practical horticultural training, on topics such as:

- Botany
- Plant pathology & integrated pest management
- Soil management & plant nutrition
- Growing garden vegetables, fruit crops, trees, & turf
- Florida-Friendly Landscaping™
- Working with the public

## WHAT DO MASTER GARDENERS DO?

Once you've successfully completed training you're required to volunteer a minimum of 75 hours the first year to achieve Master Gardener certification. Master Gardeners work closely with the public, answering questions and providing guidance over the phone or in person, participating in community and school garden projects, writing newsletter columns, and many other activities.

Master Gardeners that continue in the program beyond the first year are asked to volunteer 35 hours annually and attend advanced trainings to keep up to date on the latest horticultural information.

## 2019 BAKER COUNTY TRAINING DATES

<b>DATES</b>	<i>August 6 - September 12</i> Tuesdays & Thursdays	<b>LOCATION</b>	<i>Baker County Extension Office</i> 1025 W. Macclenny Ave. (Agricultural Center)
<b>TIMES</b>	<i>9 am to 12 pm &amp; 1:30 pm to 4:30 pm</i>	<b>COST</b>	<i>\$100</i> Includes Student Manual, Field Guides, & All Training Supplies

Unless otherwise noted on schedule

## APPLICATION DUE JULY 19

[http://sfyl.ifas.ufl.edu/baker/horticulture/  
master-gardener-program/](http://sfyl.ifas.ufl.edu/baker/horticulture/master-gardener-program/)

## COORDINATOR

*Alicia  
Lamborn*

Horticulture Agent & Master  
Gardener Coordinator  
(904) 259-3520  
alamborn@ufl.edu

UF/IFAS EXTENSION PRESENTS

# GRAPE FIELD DAY

Tuesday  
July 16, 2019  
9:30AM-3:30PM

UF/IFAS Extension  
UNIVERSITY OF FLORIDA

**NO  
REGISTRATION  
FEE**

**PLEASE RSVP BY JULY 9**  
[grapefieldday2019uf-ifas.eventbrite.com](http://grapefieldday2019uf-ifas.eventbrite.com)  
or to Staci Sanders (352) 591-2678

## Frank Stronach Conference Center

UF/IFAS Plant Science  
Research and Education Unit  
2556 West Highway 318  
Citra, FL 32113



## Questions?

Contact Juanita Popenoe,  
Multi-County Commercial  
Fruit Production Agent,  
UF/IFAS Extension  
Lake County at  
[jpopenoe@ufl.edu](mailto:jpopenoe@ufl.edu) or  
352-343-4101 ext. 2727

## AGENDA

9:30-10AM	<b>Registration and Welcome</b> Mr. J. R. Newbold, Drs. Sarkhosh, Peterson, Popenoe and PSREU team
10-10:20AM	<b>Enhancement of Nutrient uptake in Vineyard Using soil Amendments</b> Dr. Ali Sarkhosh, UF/IFAS Horticultural Sciences Department
10:20-10:45AM	<b>Disease Management in Muscadines and Pierce's Disease Resistant Hybrids</b> Dr. Phillip Brannen, UGA/Department of Plant Pathology
10:45-11:10AM	<b>Breeding Muscadine Grape for Fresh Market</b> Dr. Patrick Conner, UGA/Department of Horticulture
11:10-11:35AM	<b>Vineyard Trellising - Thoughts &amp; Digressions</b> Mr. Ron Guzzetta, Vineyard Manager at Lakeridge Winery & Vineyards Clermont, FL
11:35AM-12PM	<b>Pruning of Muscadine Grape</b> Dr. Violeta Tsolova, FAMU/Center for Viticulture and Small Fruit Research
12-1PM	<b>Lunch</b>
1-1:30PM	<b>Breeding Muscadine for Health Beneficial</b> Dr. Islam Elsharkawy, FAMU/Center for Viticulture and Small Fruit Research
1:30-2PM	<b>Practical Pest Management for Muscadine Grapes</b> Dr. Oscar Liburd, UF/IFAS Entomology and Nematology Department
2-2:30PM	<b>Muscadine Grape Sparkling Wine</b> Dr. Andrew MacIntosh, UF/IFAS Food Science and Human Nutrition Department
2:30-3:30PM	<b>Field Plot Tour</b> Drs. Popenoe, Sarkhosh, Gabriel, and Liburd