



## The Baker Bulletin

A  
Baker County  
Extension  
Service Monthly  
Newsletter

### Baker County Extension Service

1025 W. Macclenny Ave.  
Macclenny, FL 32063

Phone: (904) 259-3520

Email: baker@ifas.ufl.edu

Hours: M—F 8:30am to 5:00pm  
(Closed Noon to 1:00pm for Lunch)

#### County Agents

**Michael Davis, Ph.D.**  
Agriculture Agent

**Alicia Lamborn**  
Horticulture Agent

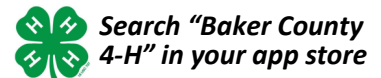
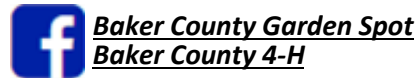
**Shaina Spann**  
4-H Youth Development Agent

Dear Extension Friends,

With the new year comes new opportunities...for getting involved with Extension of course! We hope you will take the time to join us for a class, sign up for 4-H, become a volunteer or attend an event —and invite a friend! If there is a topic that interests you or a question you need answered, please don't hesitate to let us know.

Sincerely,

Alicia Lamborn  
Interim Director / Horticulture Agent  
UF/IFAS Extension Baker County



### Upcoming Programs & Events

- Jan 15 4-H Hog & Ham—Ages 12+, 9am - 5pm, UF Animal Science, 2250 Shealy Drive, Room 156, Gainesville.** The Florida 4-H Hog and Ham Program workshop is a requirement for youth that wish to participate in the raising a hog from start to finish. Registration: <https://www.eventbrite.com/e/2018-hog-and-ham-workshop-tickets-41291781831>
- Jan 26 Microgreens Class—10am - 11am, Baker County Extension Office** \$5 per person; includes starter kit with seeds, grow mats, and containers. Pre-register in the office or online at: <https://www.eventbrite.com/e/microgreens-class-tickets-41391698685>. For more information, call 904-259-3520.
- Feb 5 4-H Criminal Justice Academy—Ages 12+, Baker County Sheriff's Office. Meets every Monday, 6:30pm-7:30pm.** This 8 week experience takes youth through all aspects of a crime. For more information go to: <http://blogs.ifas.ufl.edu/bakerco/2017/12/13/baker-county-4-h-criminal-justice-academy/>



# Highlights in Horticulture

By:  
Alicia Lamborn,  
Horticulture Agent

## It's Grape Pruning Time

Native to the southeastern United States, Muscadine grapes have been cultured for more than 400 years. Sometimes referred to as scuppernongs, Muscadines are an old time southern favorite for their pest tolerance and reliable production.

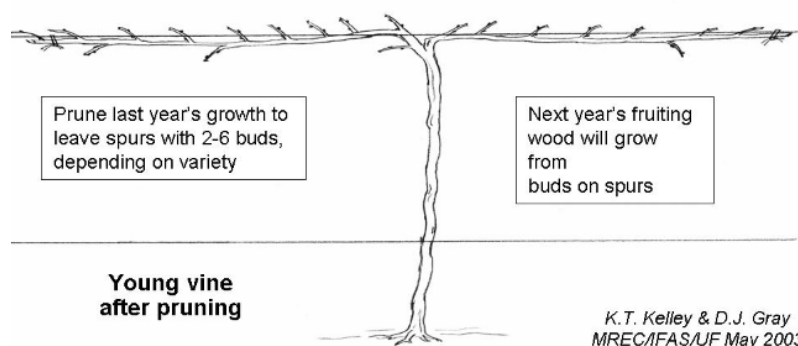
After a grapevine has been trained to grow on a trellis system, it must be pruned yearly to keep it manageable and maximize fruit production. Since grapes are borne in clusters on the current year's growth, the side shoots growing from the cordon or main shoot should be cut back during the dormant season. The following spring, the buds on these side shoots will develop into shoots that produce flowers and fruit.

The best time for major pruning is from mid-January to mid-March, although touch-up pruning can be done at any time. The standard rule is to remove last year's fruiting wood (side shoots), leaving spurs with 2 to 4 nodes (buds), and spurs spaced about every 6 inches of cordon. Spur renewal may be needed every 3 to 6 years so that new fruiting wood (buds) are never located more than a foot from the cordon. Spur thinning can be accomplished by removing entire spurs or part of them.

After 5 to 10 years, it is not uncommon for cordons to lose vigor or die. If this happens, simply select another young shoot to train along the wire and it will become your cordon the following year.

For more information, see: <http://edis.ifas.ufl.edu/hs100>

Image Source: [http://mrec.ifas.ufl.edu/grapes/vineyard/Grape-Pruning1\\_print.pdf](http://mrec.ifas.ufl.edu/grapes/vineyard/Grape-Pruning1_print.pdf)



## Radish

*The fastest growing veggie with plenty of variety!*

Radishes make an easy-to-grow addition to the vegetable garden and are a great plant to grow with kids because in only 3-4 weeks that seed will have grown into a ready-to-eat radish.



In Florida, radishes can be planted from September to March. Seeds should be set about ¼ inch deep, spaced one inch apart. Sowing seeds every few weeks will give you a continuous supply. You can also save space in the garden by interplanting your fast-growing radishes with slow-growing veggies like cabbage or carrots.

Are radishes too spicy for your taste? Don't think the kids will eat them? The nice thing about radishes is the variety of colors and flavors. There are also mild flavored selections that even the kids may enjoy.

**Cherry Belle** - Round roots, bright cherry red skin, and firm white flesh. Sweet flavor.

**Champion** - Round roots, scarlet red skin and white flesh. Slow to become pithy.

**Easter Egg** – Colorful mix of red, white, pink and purple round roots. You don't know what color you'll get until you pull it up.

**Red Head** – Bicolored with bright pink crowns and white bottoms. Mild flavor.

**Sparkler** – Bicolored with scarlet on the upper portion and white on the lower with freckles in between. Sweet flavor.

**White Icicle** – White, carrot shaped roots up to 5 inches long. Mild flavor. Best harvested small but remains milder than other varieties when harvested large.

# Lucky Clover Chronicle

By:

Shaina Spann,  
4-H Agent


## Hog & Ham Program

The Florida 4-H Hog and Ham Program is a statewide 4-H program which takes the participant through the total process of pork production from beginning to end. Youth select a feeder pig and grow it to harvesting weight, all the while keeping records on feed amounts and costs, health care, expenses, weights, etc. After harvesting the hog and processing it into wholesale or retail cuts, 4-H'ers cure the hams and prepare bacon and sausage for smoking. The project concludes by participating in a retail comparison project, completing a record book, and presenting a demonstration or illustrated talk to the other participants. Enrollment in Hog & Ham is limited to a few participants per county. Youth must be 12 years old by September 01, 2017 to participate.

**Mandatory workshop: January 15, 2018; UF Animal Sciences– Gainesville.**

**Registration is \$70 and due to the county after the initial weigh-in.**

**IF YOU ARE INTERESTED PLEASE GET WITH MRS. SHAINA ASAP.**



## Holiday Bake-Off & Party



The Holiday Bake-Off is used to encourage adults and youth to work together on a project. This is not a traditional 4-H contest where a 4-H member must do all the work themselves. Entries had to have a festive holiday appearance. There were SO many exceptional desserts! We had a great time honoring the participants for their efforts as well as sampling them!! There were great finger foods brought for dinner that we enjoyed after we played the "Rebuild Frosty" game where groups had to work together and make a member of their team into Frosty the Snowman!

*Our overall winner of the Bake-off was Penny Davis with her mini hot chocolate cheesecake mugs!*

# Happy New Year!





## Winter Weed Control for Pastures & Hay Fields

As temperatures cool down across Northeast Florida, it's time to think about winter weed control in your hay fields and forage areas. The best time to control winter weeds is when they are small and growing actively. Larger weeds tend to require more herbicide for control. Large plants are also harder to eliminate because they are not in an active growth phase. There are many types of herbicide options for winter weed control. Choosing the right one for the types of weeds that you have and your production schedule will help save you money and potentially increase yield. For additional information and pictures of the listed plants below, please visit our blog article on this subject at: <http://blogs.ifas.ufl.edu/bakerco/2017/11/29/winter-weed-control-for-pastures-hay-fields/>.

**FLORIDA BETONY**—Florida betony is also commonly referred to as rattlesnake weed. It is recognized by a white or tan tuber root that resembles a fat grub. Plant stems are square, with white, pink, or blue flowers. This plant can be difficult to control because of the tuber root. GrazonNext HL at 1.5 pints per acre or Weedmaster at 2 pints per acre will achieve acceptable control.

**CUDWEED**—Cudweed is also known as rabbit tobacco. The plants grow from a basal rosette. Two particular types are commonly found in Northeast Florida; purple cudweed and shiny cudweed. The purple variety exhibits hairy, dull leaves, while the shiny variety exhibits bright, green leaves with white hair on the underside of the leaf. Control of this plant needs to be achieved before the plant produces seed. Remedy at 1 to 2 pints per acre or GrazonNext HL at 1.5 pints per acre will provide acceptable control.

**THISTLE**—Thistle is one of the hardest weeds to control because it is a biennial weed, meaning that it takes two years to complete the growth cycle. There are many varieties in Florida, but control measures for all thistle are the same. Since it is a biennial weed, it is observed to grow in a rosette stage during the first year, with bolting and flowering occurring during the second year. Control is best achieved during the rosette stage with 2,4-D. However, if bolting has begun, GrazonNext at 1.5 pints per acre is the only option for control.

**RED SORREL**—Red Sorrel also goes by the name sourweed. The plant has long, underground roots. The leaves are arrowhead-shaped and basal in nature. Stems are typically red. A measure of control can be achieved by adjustment of soil pH and fertility. For those with bermudagrass pastures, metsulfuron at 0.25 ounces per acre will achieve control. **DO NOT APPLY METSULFURON to BAHIA.**

**CHICKWEED**—The chickweed plant grows level to the ground with leaves that are opposing and light green in color. Flowers of this plant are small and white and exhibit five (5) deeply lobed petals. Control of chickweed can be achieved by the use of Weedmaster at 2 pints per acre or GrazonNext HL at 1.5 pints per acre.

**WILD RADISH**—The leaves of the wild radish plant grow at the lower base of the plant and are covered with thick hairs. As weather warms, the leaves lengthen and a flower stem forms at the top. Flowers are usually yellow. For wild radish plants that are less than six (6) inches tall, the use of 2,4-D will provide control. Effectiveness of 2,4-D will decrease as plant height increases over six (6) inches. Larger plants in bermudagrass fields can be controlled with metsulfuron at 0.25 ounces per acre. **DO NOT APPLY METSULFURON to BAHIA.**

**FIREWEED**—The fireweed plant has square stems with leaves that resemble those of strawberry plants. Stinging hairs are located on the stems and leaves of the plant. Control of this weed is achieved by the use of GrazonNext HL at 1.5 pints per acre. Mowing is not an effective control measure for this plant.

**CUTLEAF GERANIUM**—The cutleaf geranium plant has hairy stems that are red to pink in color. The leaves of the plant are divided into deep segments and attached to long stalks. Control of cutleaf geranium can be achieved with various herbicides. Commonly, 2,4-D at two (2) to four (4) pints per acre will achieve control. Weedmaster at 1.5 to two (2) pints per acre or GrazonNext HL at 1.5 pints per acre will also achieve control. For those with bermudagrass pastures, metsulfuron at 0.25 ounces per acre is effective. **DO NOT APPLY METSULFURON to BAHIA.**