



The Baker Bulletin

A
Baker County
Extension
Service Monthly
Newsletter

Baker County Extension Service

1025 W. Macclenny Ave.
Macclenny, FL 32063

Phone: (904) 259-3520

Email: baker@ifas.ufl.edu

Hours: M—F 8:30am to 5:00pm
(Closed Noon to 1:00pm for Lunch)

County Agents

Alicia Lamborn
Horticulture Agent

Shaina Spann
4-H Youth Development Agent

Alicia Halbritter
Agriculture & Natural Resources Agent


Dear Extension Friends,

Part of our job in Extension is to measure the impacts of our programs, typically through online surveys. To those that took the time to provide feedback by participating in a survey this year, we thank you very much! The survey drawing winner this year is Debbie Clark.

Sincerely,

Alicia


Alicia Lamborn
County Director / Horticulture Agent
UF/IFAS Extension Baker County




And the Winner of *The Florida Gardener's Handbook* is...
Debbie Clark
Congratulations!

 <http://baker.ifas.ufl.edu>

 <http://blogs.ifas.ufl.edu/bakerco>

 [Baker County Garden Spot](#)
[Baker County 4-H](#)

 Search "Baker County 4-H" in your app store

Upcoming Classes & Events

- Dec 3 Holiday Bake-Off—Item Drop-Off—9:00am-11:00am** at the Baker County Extension Office (Ag Center). Youth and Adults are welcome to enter your holiday goodies to receive the coveted golden spoon award! Adults-\$5 entry fee. Youth entries are free. Pick up entry forms from the Extension Office. For more details on the contest and entry forms click here:
<http://blogs.ifas.ufl.edu/bakerco/2018/11/13/2018-baker-county-4-h-holiday-bake-off/>
Bake-off Awards—6:00pm. 4-H Polar Express Holiday Party—immediately following awards. Bring a friend, finger foods, and wear your pajamas! Call 259-3520 for more information.
- Dec 15 Horse Management 101—9-12pm**, 1302 11th Street, Live Oak, FL 32064. Topics include: Equine nutrition, pasture and weed management, and basic veterinary care. \$5 to attend. RSVP to Jane Cant at 386-362-2771 or janeecant@ufl.edu



Pick up a FREE 2019 CALENDAR at the Baker County Extension Office!

Highlights in Horticulture

By: *Alicia Lamborn,*
Horticulture Agent



Norfolk Island Pine for the Holidays and Beyond

Norfolk Island pine (*Araucaria heterophylla*) is a popular houseplant gift during the holidays. Often used as a small Christmas tree, these wonderful little trees can brighten your home long after the holidays end.



Not a Pine Tree?
Although we call them pines, these trees are not true pines; they are members of a pre-historic family of conifers. Norfolk Island, where this tree hails from, is located in the South Pacific between Australia, New Zealand, and New Caledonia.

While sold here in the states as tabletop Christmas trees, in their native habitat these plants can reach 200 feet tall with trunks that swell to 10 feet in diameter. In warm winter areas of Florida, these trees grow up to 80 feet tall, but are not hurricane tolerant.

Norfolk Island pine is slow growing, maybe reaching 5 to 8 feet in 10 years. Slow growth combined with the fact that these are tropical plants, makes them perfect as a houseplant or patio plant in North Florida.

How to Keep Them Happy Indoors

Indoors, these plants need bright light and humidity to thrive. As with all houseplants, avoid overwatering. Increase humidity by filling a saucer with water and rocks or gravel, then place the potted plant on top making sure the pot is not sitting directly in water. When you find the spot in your house with the right light for your plant, don't forget to turn the plant every week or so to keep it growing straight and upright.

Adapted and excerpted from: <http://gardeningsolutions.ifas.ufl.edu/plants/trees-and-shrubs/trees/norfolk-island-pine.html>

WHAT TO PLANT IN NORTH FLORIDA

DECEMBER

FLOWERS		VEGETABLES	
Alyssum	Baby's Breath	Arugula	Beets
Calendula	Carnation	Broccoli	Brussels Sprouts
	Delphinium	Cabbage	Carrots
Dianthus	Dusty Miller	Celery	Chinese Cabbage
Foxglove	Hollyhock	Collards	Kale
Ornamental Cabbage/Kale		Kohlrabi	Mustard
Pansy	Petunia	Onions, bunching (green & shallots)	
	Snapdragon	Radish	Spinach
Verbena	Viola	Swiss Chard	Turnips

PEST MANAGEMENT & FERTILIZING TIPS

Most Florida soils benefit greatly from the addition of organic matter such as compost.

Protect bees and other pollinators. Apply insecticides late in the day when they are less active. Malathion, Carbaryl, and pyrethroids are especially harmful to bees.

RESOURCES :
Gardening with Annuals in Florida
<http://edis.ifas.ufl.edu/pdf/files/MG/MG31900.pdf>

If possible, select an insecticide that targets specific pests. Bt, for example, targets caterpillar pests.

Florida Vegetable Gardening Guide
<http://edis.ifas.ufl.edu/pdf/files/VH/VH02100.pdf>

Controlled-release fertilizers provide a continuous nutrient supply over an extended period of time. For best results, apply at the labeled rate or based on your soil test results.



What is County & District Council?

A 4-H Council is an elected representative group of 4-H members who meet, discuss, plan, and assist in carrying out 4-H programs and activities in the interest of the total membership. The Council provides a link between local clubs or groups and County 4-H Programs, between County Programs and District 4-H Programs, and between District Programs and State 4-H Programs.

What this means is members from clubs represent their club in a larger group made up of representatives from other clubs. In the case of District Council, representatives from different counties come together. Our 4-H District is 5, and we are composed of Alachua, Baker, Bradford, Columbia, and Union counties.

Participation in a 4-H Council provides the means for the personal growth of 4-H members through citizenship and leadership activities. Teens are looking for leadership roles and are interested in returning something to 4-H. Council participation gives 4-H'ers the opportunity to exercise their leadership knowledge and be of valuable assistance to 4-H Programs.

Youth who participate in County Council could help with county-wide events like leading a community service project, helping with County Events, be a counselor for day and residential camps, and more! If you need community service hours, this is the club for you!

If you want to see what County Council or District Councils do, please meet with Mrs. Shaina. District Council is hosting a wreath making event and Holiday Party on December 10th, at the Columbia County Extension Office, at 6pm. Because of supplies & dinner, a \$10 registration (for members age 11+) is required, go to <https://bit.ly/2FGoFHR>. Transportation for 5 youth can be provided.

Information from: <https://edis.ifas.ufl.edu/4h315>



4-H Holiday Bake-Off & Party Details



Monday, December 3rd
Ag Center Auditorium

 **Entry Drop-Off: 9:00am-11:00am**

 **Bake-Off Awards: 6:00pm**

 **Polar Express Holiday Party:**
Immediately following awards



Bring a friend, finger food, & wear your pajamas!

For entry forms and more details: <http://blogs.ifas.ufl.edu/bakerco/2018/11/13/2018-baker-county-4-h-holiday-bake-off/>



4-H Clubs Need Help!



We need people to help teach subjects at club meetings. If you or someone you know is knowledgeable about chickens, rabbits, cows, or arts & crafts, please contact Shaina at the Extension Office at 259-3520.

4-H Club Meetings & Events

- **New Time & Location!** Cloverleaf Cloggers— Sanderson Community Center, Every Thursday 6-8pm
- Livestock Club— No meeting in December.
- Hearts for Horses— No meeting in December.
- District Council Meeting, December 10th, 6pm. Columbia County Extension Office.

Barnyard Bulletin

By:
Alicia Halbritter,
Agriculture Agent



Feeding Through The Winter

Old Man Winter has shown his face in North Florida recently, and as we progress into colder weather it is time to start winter feeding.

During colder months livestock need more feed in order to meet the demands of body heat production, typically this need is met with hay and sometimes grain.

When feeding hay make sure to keep it in a hay ring or hay feeder. This reduces significant hay waste and can make bales last longer, stretching your dollars.

Horse quality hay may be difficult to find as the winter goes on due to a poor hay season. Make sure you have your hay supply lined up from an individual producer or feed store, and be aware of other locations to purchase your hay in case your regular supplier runs out.

If feeding another supplemental feed like grain, be sure to acclimate animals to eating larger amounts of sugar & starch. Steadily increase the amount of grain being fed over a period of a few days to a week until desired total grain is met.

Always make sure that animals have fresh water and are staying hydrated. We notice issues, particularly colic in horses, during the winter because animals are less likely to drink really cold water. Poor hydration can cause digestive issues and more in our livestock. Provide warmed water occasionally and consider a de-icer for the tank.

Winter feeding is more cost effective if purchased in bulk. Explore options for bulk hay purchases, which can help guarantee a hay supply throughout the winter.



Hay rings help reduce waste and spoilage of hay. In rough hay seasons it is important to utilize every bit of a bale.



Overfilling hay rings can cause more waste, as animals can drag out more hay. Keep hay rings filled to the proper level or invest in a different style hay feeder.



Trough heaters can keep ice off of stock tanks and keep water warm which encourages animals to drink.

Have questions?

Send me an email at: aliciah1221@ufl.edu