



## The Baker Bulletin

A  
Baker County  
Extension  
Service Monthly  
Newsletter

### INSIDE THIS ISSUE:

Horticulture	2
Horticulture	3
Calendar	4
Upcoming Events	5
4-H	6
Agriculture	7
Notices	8

Dear Extension Friends,

We at the Extension Office hope that you are having a great summer. We would like to thank you for your continued support of our office and the programs that we provide. Since we are entering the height of hurricane season, please keep an eye on the weather and have a plan in place for you and your family in the event that we are affected by a tropical system. We have a link (Preparing for Natural Disasters) on our website that may help you prepare. As always, if we can be of assistance to you, please do not hesitate to contact us.

Sincerely,

Michael A. Davis  
County Extension Director / Ag Agent  
Baker County Extension Service



### Contact Information—Baker County Extension Service

1025 W. Macclenny Ave., Macclenny, FL 32063

Phone: (904) 259-3520, FAX: (904) 259-9034

Email: baker@ifas.ufl.edu Hours: M—F 8:30am to 5:00pm (Closed Noon to 1:00pm for Lunch)

**Michael Davis, Ph.D.**  
michael.davis@ufl.edu  
Agriculture Agent

**Alicia Lamborn**  
alamborn@ufl.edu  
Horticulture Agent

**Position Vacant**  
Family & Consumer  
Sciences Agent

**Shaina Bennett**  
sbennett@ufl.edu  
4-H Agent



# Highlights in Horticulture

## **Invasive Cuban Tree Frog Found in Baker County**

By:

*Dr. Kyle Brown,*

*Interim Horticulture Agent*


On July 11<sup>th</sup> local resident Denise Melton found a different looking tree frog at her home in Old Nursery Plantation. The frog was brought to the Extension Office where Dr. Kyle Brown tentatively identified it as a Cuban tree frog. This was verified by Dr. Steven Johnson at the University of Florida Department of Wildlife Ecology and Conservation. This is the first one of its kind found and positively identified in Baker County.

Cuban tree frogs are known to feed on our native tree frogs as well as small lizards and small snakes. They are large as tree frogs go, with females bodies reaching as much as 6 inches in length. They have large “bug” eyes and toe pads that are exceptionally large compared to native tree frogs. Body color can be creamy white to brownish green with darker spots. Their backs are rough and warty and back legs typically have darker bands or stripes across them. Cuban tree frogs are most active at night, spending the day high in trees or hiding in thick shrubs.

Since these frogs are an invasive exotic species they need to be eliminated. However, they can be confused with a couple of our native tree frogs, especially the barking tree frog and larger individuals of the green tree frog. To be certain of the identity the frog should be brought into the Extension Office at 1025 W. Macclenny Ave. (Highway 90). The most humane way to dispose of them is to freeze them for 24 hours then place them in the trash. If you find one try to capture it in a container without touching as their skin contains an irritating secretion. Be advised that they are incredible jumpers and can easily escape capture.

For more information on the Cuban treefrog, see the following UF/IFAS publications:  
<http://edis.ifas.ufl.edu/uw259> or <http://edis.ifas.ufl.edu/uw346>

The pictures (below) are of the frog found here in Baker County. Photo credit: Dr. Kyle Brown



# Fruit Tree Calendar: August

By:

*Alicia Lamborn*


*Horticulture Agent*

All fertilizer recommendations are for optimum growth and production. Applying less fertilizer is also acceptable, but the total amount should not exceed these recommendations.



**Blueberries:** *Year 1:* Fertilize using 1 ounce (2 TB) per plant of 12-4-8 with 2% magnesium (Mg). If plants are mulched heavily, use 1.5 ounces (3 TB) per plant per application rather than 1 ounce. Spread fertilizer evenly over a circle 2 feet in diameter with the plant in the center. *Year 2:* Fertilize using 2 ounces (4 TB) per plant of 12-4-8 with 2% magnesium (Mg). Spread fertilizer evenly over a circle 3 feet in diameter with the plant in the center. *Year 3+:* Fertilize using 3 ounces (6 TB) per plant of 12-4-8 with 2% magnesium (Mg). Spread fertilizer evenly over a 4 foot diameter circle, or broadcast in a continuous band 3 to 4 feet wide, centered on the plant row.

*Note: These are general guidelines and should be adjusted based on plant performance. Slightly more fertilizer may be required if plants are heavily mulched. However, more often than not, cultivated blueberries suffer more from over-fertilization than from lack of fertilization. Use ammoniacal nitrogen or nitrogen from urea or organic sources, rather than from nitrate sources. Chlorine levels should be low, preferably below 2%. Special formulations such as "blueberry special" and "camellia-azalea" fertilizers are available in Florida and meet these requirements.*



**Muscadine Grapes (Year 1):** Fertilize this month using 1/4 pound (1/2 cup) of 8-8-8 or 10-10-10; apply the fertilizer in bands about 1 foot to either side of the vine. *Note: It is sometimes beneficial to apply fertilizer that has micronutrients added.*

**Table 1: Citrus Fertilization Table**

Tree Age	Cups of Fertilizer per Application			Applications per year
	6-6-6	8-8-8	10-10-10	
1	.5-1.5 cups	.5-1.25 cups		6
2	2-4 cups	1.5-3 cups		5
3	3.5-7 cups	2.75-5.5 cups		4
4	8.5-11.25 cups	6.5-8.25 cups	5.25-6.5 cups	3
5+	12-15.5 cups	9-11.5 cups	7.25-9.25 cups	3

**\*Year 1 starts at planting.**

## Need Gardening Advice? Call the Plant Doctor!

Dr. Kyle Brown, a retired horticulture professor, is available to assist you with your plant questions and problems.

Dr. Brown's Office Hours: Monday — Friday, 1pm to 5pm

Phone: (904) 259-3520 Email: [kebrown@ufl.edu](mailto:kebrown@ufl.edu)

# August 2014

Sun	Mon	Tue	Wed	Thu	Fri	Sat
					1 	2 
3	4	5	6	7 	8	9
10	11	12	13	14	15	16
17	18	19	20	21	22 	23
24	25	26	27	28	29	30
31						

Upcoming Programs are marked with a Program Area Symbol. Please match these symbols with the list on the following page for more information about the program.



4-H



Horticulture



Family &  
Consumer Sciences




Agriculture

# Upcoming Programs & Events

Programs will be held at the Baker County Extension Office (Agricultural Center) unless otherwise noted.

- Aug. 1-2** **2014 Florida Small Farms and Alternative Enterprises Conference**, *Osceola Heritage Park, 1875 Silver Spur Lane, Kissimmee, FL, 34744*. For additional information or to register, please visit <http://www.conference.ifas.ufl.edu/smallfarms/index.html>. For additional general information, please contact Mandy Stage, Conference Coordinator, at 352-392-5930 or [mstage@ufl.edu](mailto:mstage@ufl.edu).
- Aug. 7** **Open Sesame: A Possible Crop to Mitigate Climate Risk**, *9:30am to 4:00pm, Suwannee Valley Agricultural Extension Center, 8202 CR 417, Live Oak, FL 32060*. Agents and specialists will discuss various topics related to climate risk, including: 1) Discussion of sesame and its drought tolerance and uses, 2) the use of drones to conduct climate-related agricultural research, 3) the climate forecast for the Fall/Winter season and 4) the use of SIFT, a new online resource. RSVP to Wendy-Lin Bartels at [wendylin@ufl.edu](mailto:wendylin@ufl.edu) or 352-222-2672.
- Aug. 22** **Pomegranates after 4 Years!** 10:30am to 3:00pm, McTeer Farms, *Lake Hamilton, FL..*  
For more information, go to :  
[http://smallfarms.ifas.ufl.edu/calendar/2014\\_0822\\_Pomegranates%20After%204%20Years.pdf](http://smallfarms.ifas.ufl.edu/calendar/2014_0822_Pomegranates%20After%204%20Years.pdf)
- Sept. 20** **2014 Fall Beginning Beekeeping Short Course**, *8:30am to 3:15pm, Clay County Extension Office, 2463 SR 16 West, Green Cove Springs, FL 32043*. Topics of the program will include: 1)Bee Biology, 2)Honeybee Equipment, 3)How to Get Started, 4)Management of Honeybees, 5)Resources and Regulations and 6)Live-Hive Demonstrations. Registration cost is \$12.00 per person or \$20.00 per couple. Please note that this activity involves direct contact with stinging insects, so no youth under 18 years of age will be allowed to interact with the 'Open-Hive' portion of the course. For additional information, please contact Michelle or David at 904-284-6355 or 904-269-6355. Registration form and schedule can be found online at:  
[http://clay.ifas.ufl.edu/documents/Ag/Fall%202014\\_BeginningBeeSC\\_Registration.pdf](http://clay.ifas.ufl.edu/documents/Ag/Fall%202014_BeginningBeeSC_Registration.pdf).



## 4-H Club Meetings & Events:

**All County 4-H Club** — No meetings over summer. Meetings will resume after Sept. 1.

**Livestock Club** — Please check with your club advisor.

**Cloverleaf Cloggers** — No meetings over summer. Meetings will resume after the new school year.

## Important Meeting Dates:

Aug 20– State Volunteer Forum Reg. Closes

Aug 30– 4-H Day at Gator Football, Gainesville, FL

Sep 1– Labor Day, Office Closed

Sep 1– Start of new 4-H year

Sep 19– 4-H kick-off, Movie Under The stars @ 7pm

# Lucky Clover Chronicle

By:

*Shaina Bennett,  
4-H Agent*



## CSI Camp!

During CSI Camp, the kids learned how to foil a bad guy and serve them justice! They visited the University of Florida's forensics lab where they learned about collecting evidence like fingerprints and also examining blood splatter patterns. They also visited Judge Williams at the Baker County Court House and learned about the judicial system. At the end of the week they had to solve their own crime scene and put on a trial for the criminal!



Left: Posing with Judge Williams after learning about our judicial system.  
Right: The kids work hard to prosecute and defend the suspect.

## Everything Crafty Camp!

At Everything Crafty Camp, the campers learned many useful skills such as baking, knitting, sewing, and crocheting. They also made crafts and painted pictures! It was a little messy but everyone had a great time.



Above: Campers pose with the masterpieces they painted.



Right: The kids are making beautiful flower arrangements.

## Events:

- Aug 20– State Volunteer Forum Reg. Closes
- Aug 30– 4-H Day at Gator Football, Gainesville, FL
- Sep 1– Labor Day, Office Closed
- Sep 1– Start of new 4-H year
- Sep 19– 4-H kick-off, Movie Under The stars @ 7pm

## Birthdays for July:

- Wishing all of you a very **happy birthday** from the Baker County Extension Office!
- Aug 08– Andrea Cases-Mattei
  - Aug 09– Robert Hill
  - Aug 17– Willie Griffis
  - Aug 20– Kaden Jerrigan
  - Aug 26– Boomer Davis



Us! [www.facebook.com/bakerco4h](http://www.facebook.com/bakerco4h)


## Blueberry Cobbler Camp!

For Blueberry Cobbler Day camp the campers got to visit a dairy farm which was a fun learning experience! The kids then picked blueberries straight off the bush and made freezer blueberry jam. They also got to go to Kilwin's Ice Cream Parlor and take a special behind the scenes tour! They ate some ice cream too. On the last day they cooked all different kinds of goodies with blueberries.



Left: All the campers after touring Shenandoah Dairy.  
Below: Some of the kids enjoying their ice cream!





## Heat Stress in Chickens—Signs and Avoidance

Chickens, just like most other animals, can be prone to heat stress during periods of high temperature and high humidity. Since we are entering the warmest part of the year in Florida, it is important for you to know the signs of heat stress in your flock and how to avoid it. The normal body temperature of a chicken is around 105°F, although it can vary a bit. Unlike humans, chickens do not possess sweat glands and have to cool themselves by panting. The panting evaporates moisture from the throat and allows the bird to lower its body temperature. Older birds are also more susceptible to heat stress since they are typically bigger and have more insulation in the form of feathers

Keep in mind that heat stress can cause a myriad of issues in a flock, including drops in production, increased mortality, smaller egg size, thin egg shells and poor egg quality and functionality.

There are many proactive measures that you can take as a flock owner to decrease the chance of heat stress in your flock. Good management of the flock and understanding how the flock is reacting to temperature changes will help avoid the risk of heat stress in your birds.

### WATER

- Cool, fresh drinking water in easily accessible locations is a must during periods of hot weather.
- Add electrolytes to the drinking water.
  - The act of panting will change the electrolyte balance within the bird. Adding electrolytes will help maintain balance within the bird and increase water intake. This increase in water intake will also help cool the bird by evaporative cooling. However, you should discuss the use of electrolytes with your veterinarian or poultry professional as the use of too much electrolyte in the water can upset the balance of electrolytes within the bird.

### FEED

- Food should be provided during cool parts of the day. The digestive process produces extra heat that, when coupled with the heat of day, can cause stress in the birds.

### ENVIRONMENT & MANAGEMENT

- Make sure that the flock is in a well ventilated area. Install fans to circulate the air if necessary.
- Consider installing an evaporative cooling system. These systems provide a mist or fogging system that moves water through the air. Water on the bodies of the chickens will help to cool them. Be careful not to soak the birds, though.
- Avoid overcrowding the birds. The confinement area should provide at least 2 square feet of space per bird. Overcrowding increases the ambient heat in the area and will reduce the efficiency of ventilation devices such as fans or evaporative cooling systems.
- During hot days, birds may tend to rest during the heat of the day. Don't disturb them.
- Remove accumulated litter from the confinement area. Decomposition of the litter produces heat which can add to the ambient heat of the area.
- Help to reduce radiant heat within the confinement area by installing insulation in the ceiling area.
- You may like for your birds to forage, but tall grass and weeds in the foraging area will reduce natural air flow. Bare ground can also reflect heat back up from the ground. Grass that is kept cut will help in ventilation of the area.

**Baker County Extension Service**  
1025 West Macclenny Avenue  
Macclenny, FL 32063

Phone: (904) 259-3520  
FAX: (904) 259-9034  
Email: michael.davis@ufl.edu  
Website: <http://baker.ifas.ufl.edu>

Non-Profit Org.  
US Postage  
**PAID**  
Permit No. 17  
Macclenny FL 32063

ADDRESS SERVICE REQUESTED

Extension programs are open to all people regardless of race, color, age, sex, handicap, or national origin. In accordance with the Americans with Disabilities Act, any person needing a special accommodation to participate in any activity, should contact the Baker County Cooperative Extension Service at 1025 West Macclenny Avenue, Macclenny, FL 32063 or telephone (904) 259-3520 no later than five (5) days prior to the event. Hearing impaired persons can access the foregoing telephone by contacting the Florida Relay Service at 1-800-955-8770 (voice) or 1-800-955-8771 (TDD).



Photo Credits: Steven Johnson, University of Florida

# CUBAN TREE FROG HE'S A BAD BOY!!

A Cuban tree frog has been found in Baker County. Please keep an eye out for this invasive pest as he eats native tree frogs and smaller lizards and snakes.

Make a Tree Frog Hangout from a 3 foot length of 1.5 inch pipe PVC pipe and stand upright in ground near house or shrubs.

Check it often to see if you have this Bad Boy! (See Page 2 for more information)

