



## The Baker Bulletin

A  
Baker County  
Extension  
Service Monthly  
Newsletter

### Baker County Extension Service

1025 W. Macclenny Ave.  
Macclenny, FL 32063

Phone: (904) 259-3520

Email: baker@ifas.ufl.edu

Hours: M—F 8:30 am to 5:00 pm  
(Closed Noon to 1:00 pm for Lunch)

#### County Agents

**Alicia Lamborn**  
Horticulture Agent

**Shaina Spann**  
4-H Youth Development Agent

**Alicia Halbritter**  
Agriculture & Natural Resources Agent

Dear Extension Friends,

It's back to school time for the kids, but why not join us for an educational program yourself? This month, we have all sorts of programming for farmers — including agriculture entrepreneurship, CEU updates for pesticide applicators, and even an orchard field day. If home gardening is more your thing, give us a visit during our upcoming plant sale and watch for gardening classes coming this fall. As always, please let us know if we can be of assistance.

Sincerely,

Alicia Lamborn, County Director  
UF/IFAS Extension Baker County

<http://baker.ifas.ufl.edu>

<http://blogs.ifas.ufl.edu/bakerco>

[Baker County Garden Spot](#)  
[Baker County 4-H](#)

Check out our Livestock  
Google Site!

### Upcoming Programs

#### CEU Workshops

**Aug 12 Clay County 6-8 PM** Pollinators and Pesticides, IPM Development, Dinner Included \$20 Register HERE:

<https://neflceupdate.eventbrite.com> Contact: Cassidy Dossin [cdossin@ufl.edu](mailto:cdossin@ufl.edu)

**Aug 9 Bradford County 6-9 PM \$5 Materials & Refreshments Included** Contact: Luke Miller

[Lukemiller1@ufl.edu](mailto:Lukemiller1@ufl.edu); Alicia Halbritter [aliciah1221@ufl.edu](mailto:aliciah1221@ufl.edu); Luke Harlow [harlow1231@ufl.edu](mailto:harlow1231@ufl.edu)

**Aug 19 Union County 6-9 PM \$5 Materials and Refreshments Included** Contact: Luke Miller [Lukemiller1@ufl.edu](mailto:Lukemiller1@ufl.edu);

Alicia Halbritter [aliciah1221@ufl.edu](mailto:aliciah1221@ufl.edu) or Luke Harlow [harlow1231@ufl.edu](mailto:harlow1231@ufl.edu)

#### Cattlemen's Meeting

**Aug 14 Baker County Cattlemen's Meeting 10am-1pm \$5 Lunch Included** Special Guest Speakers

Pre-registration required: <https://bakercattlemens.eventbrite.com>

**Ag Entrepreneurship Series \$35 per course or \$90 for all; Register:** <https://tinyurl.com/AgEntrepreneurship2021>

**Aug 12 Starting a Farm 2-Week Online Course; LIVE meeting Aug. 26th 11 am-1:30 pm**

**Sep 9 Farm Business Planning 2-Week Online Course; LIVE meeting Sep. 23rd 11 am-1:30 pm**

**Nov 30 Marketing Your Small Farm 2-Week Online Course; LIVE meeting Dec. 14th 11 am -1:30 pm**



# Highlights in Horticulture

By:  
Alicia Lamborn,  
Horticulture Agent



## August in the Garden

### Flowers

- Fertilize annuals and perennials that are heavy bloomers to encourage more flowers.
- Prune roses, hydrangeas, salvias and other perennials to remove spent flowers, encourage more blooms, shape the plant and/or reduce plant size, and reduce diseases problems.



Pruning and deadheading perennials will improve their overall shape and encourage new flowers.  
Photo credit: Canva

### Trees & Shrubs

- Minimize pruning on spring flowering shrubs and trees by removing only broken, damaged, or rubbing branches. Heavy pruning or shearing this late in the year will reduce the number of blooms next spring.
- Don't overprune palm trees – remove dead leaves and flower/fruit stalks only. A properly pruned palm should have a round canopy, not a feather-duster crown.
- Scout ornamental plants for pests like scale, grasshoppers, caterpillars, and whiteflies. If treatment is needed, treat only the affected area and use a product that targets the pests and minimizes harm to beneficial insects (like insecticidal soaps, horticultural oils, neem and Bt). If large grasshoppers are a nuisance, the only control is to stomp them or drop them into a jar of rubbing alcohol.



### Lawns

- It has been such a rainy summer—take advantage and turn sprinkler systems off. Excess irrigation during rainy weather will cause disease problems and weaken turf.
- If lawns need greening up, apply iron (Fe) instead of nitrogen (N). This will green up the lawn without causing excessive growth. If applied as a foliar spray at 1–5 pounds of Fe per acre (2 oz of Fe per 3-5 gallons of water over 1,000 sq. ft. area), Fe sulfate generally improves turfgrass color for up to 4 weeks.
- Watch your mowing height: Bahia 3-4", Centipede 1.5-2.5", St Augustine standard 3.5-4", St. Augustine dwarf 2-2.5", and Zoysia 1.5-2.5". Lawn grasses are growing quickly, and it may be tempting to mow low so that you don't have to mow as often. But scalping the grass can be detrimental to your lawn. Use a sharp mower blade and only remove one third of the grass blade to reduce stress on the lawn.

### Vegetables & Herbs

- Consider getting your soil tested (pH and nutrients) through the Extension Office before starting your fall garden. For more information, check out our [Florida Vegetable Gardening Guide](#) and our [Vegetable Gardening in Florida Series](#)

## Tips for Florida-Friendly Yards

Florida-Friendly Landscaping™ (FFL) means using low-maintenance plants and environmentally sustainable practices to have a beautiful landscape or bountiful garden that saves you time, energy, and money.

**Made in the Shade:** Position trees and shrubs strategically to naturally cool or heat your home. Plant deciduous shade trees on the south, east, and west sides of a house to cast shade in summer and allow warming in winter. Tree shade can reduce air conditioning costs significantly. An air-conditioning system's outdoor compressor/condenser unit uses less energy when it is shaded from direct sun during the day- but be careful not to



Image credit: <https://aggie-horticulture.tamu.edu/extension/homelandscaping/energy/energy.html>

block the unit's airflow. If the warm discharge air cannot escape, the intake air temperature rises, causing the unit to operate less efficiently.

**Hardpan Soils:** Some soils have a sub-layer of hardpan (or limestone, rock or shell depending on location in the state) which limits root penetration, essentially establishing a barrier to plant roots. Where possible, examine your soil to a depth of about 18 inches before making final plant selections.

**Attract Wildlife:** Reduce the amount of mowed lawn area. Unmowed areas can contain more plant species than mowed areas, providing more potential food sources and habitat for wildlife. Reduce the mowed area around your house, especially in low-traffic areas, such as corners of the yard.

**Treating Pest Problems:** Apply pesticides during the cooler part of the day. Heat combined with soaps, horticultural oils, and other pesticides can injure plants. Also, use products only on recommended plants. Always read the label to find out which plants a product can be applied on and which plants are sensitive to the product. If you're unsure about applying a product to a plant, test it on a small area of the plant first. Check for leaf burn in the tested area after one to two days. Phytotoxicity, or chemical injury, often looks like a burn on the edge of leaves.



Chemical injury often looks like a burn on the edge of leaves.

Photo credit: USDA Forest Service - Region 8 - Southern, USDA Forest Service, Bugwood.org

# Lucky Clover Chronicle

By: *Shaina Spann, 4-H Agent*




## FAIR ENTRY FORMS DUE AUGUST 23<sup>RD</sup>

Members exhibiting beef breeding, goats, poultry, and rabbits need to have their forms filled out, signed by someone at the Extension Office, and postmarked by August 23rd to exhibit their animals.

**Youth Wanting to Participate in A Livestock Project:**

- Must be [members](#) as by April 30<sup>th</sup> of the current 4-H year.
- [Commitment forms](#) are due around mid-May.
- Members must attend 75% of their main club meetings.
- As well as meet the minimum 5 [Clover Points](#) standard.
- **MUST re-enroll** for the new 4-H year (on or after September 1<sup>st</sup>) PRIOR to the fair.
- [Fair project book](#) is due Monday, by 7pm to the Fair Livestock Office.
- Must turn in their 4-H [Project Reports](#) by the Friday following the fair.
- Finally, [Thank You letters](#) are due by November 30th.



### 2021-2022 4-H Year Club Offerings



- **Livestock Club-** 4<sup>th</sup> Tuesday of the month at 6pm in Auditorium (unless otherwise noted)  
Contact: Kimberly Robinson, 904-302-2452
- **Baker's Busy Bees-** 3<sup>rd</sup> Tuesday of the month at 6pm in 4-H Classroom  
Contact: Bill Murray, 904-704-0879
- **Cloverleaf Cloggers-** TBD



### Doing An Illustrated Talk or Demonstration

We all know how to do something. From tying our shoes to making a cake, we all can tell someone step-by-step how to do a task. That's exactly what a 4-H demonstration is—explaining to an audience how to do something.

An illustrated talk is very similar to a demonstration, but you are speaking about a specific subject, not teaching a task. To make your 4-H demonstration/illustrated talk you want to:

- Have an introduction/hook to your presentation
- Introduce yourself, age, years in 4-H, and you can add how many demonstrations you have done
- Tell them what you are going to tell them
- Tell them
- Tell them what you told them
- Conclude your presentation
- Ask if there are any questions

You want to speak loud and proud! You know your information, and if you forget something small, no one will notice but you!

**4-H Club Meetings & Events**

- **Cloverleaf Cloggers**—TBD
- **Baker's Busy Bees**— August 17th, 6pm, 4-H Classroom
- **Livestock Club**— August 24th, 6pm, Auditorium
- Volunteers will need to contact the office to pick up keys

## **Enrollment for the New 4-H Year begins September 1st.**

# Barnyard Bulletin

By:  
*Alicia Halbritter,*  
*Agriculture Agent*



## Beef Vaccination Protocol

Vaccination programs are designed to protect your herd from disease. It is important to develop a protocol for calves, heifers, cows, and bulls separately.



### Calves

At 2-3 months of age calves should receive a 7- or 8-way Clostridial (Blackleg), MLV-BRD complex (IBR, BVD, PI3, BRSV), and a Mannheimia/Pasteurella vaccine. Administer booster shots at weaning. Avoid weaning, booster shots, and shipping on the same day. Vaccines will not work as effectively if animals are stressed.

### Replacement Heifers

Heifers should receive their calf vaccines and boosters at weaning. In addition, heifers should receive a MLV-BRD complex (IBR, BVD, PI3, BRSV), Brucellosis, Vibriosis, Leptospirosis, and Trichomoniasis (optional) prior to breeding.



### Cows & Bulls

Cows and Bulls should receive an MLV-BRD complex vaccine, Leptospirosis, and Vibriosis vaccine annually. In addition, optional vaccines like Trichomoniasis, pinkeye, blackleg 7-way, anthrax or anaplasmosis may be recommended by your veterinarian depending on your farm situation.

Work with your veterinarian to establish a proper vaccine protocol for your herd. Remember that all intramuscular vaccines should be administered in the NECK of the animal whereas subcutaneous (under the skin) can be administered in the neck or ribs areas. Do not administer vaccines in the rump or hind leg. Keep vaccines refrigerated and cool at chute side. Don't forget to sanitize needles and do not mix vaccines together.

# Florida's Native Flora & Fauna

By: Alicia Lamborn, Environmental Horticulture Agent

Featuring some of Florida's native flora (plant life) and fauna (animal life) so you can learn to recognize, appreciate, and protect native species. We'll also aim to dispel myths and provide tips for managing conflicts with wildlife.

## Cardinal Flower

Cardinal flower (*Lobelia cardinalis*) is a native, aquatic perennial plant that grows in scattered areas of north and central Florida along stream banks, swamps, and even wet ditches. In the landscape, it is an excellent native plant for water gardens and pond edges.



While you might associate the Cardinal bird to the common name of this plant, the name instead refers to the bright red robes worn by Roman Catholic cardinals. But regardless of where the name came from, those bright red flowers are great for attracting wildlife.

Various Swallowtail butterflies and bumblebees will visit the flowers to sip nectar. Even some bees visit to gather pollen. But it is the hummingbirds that this plant depends on for pollination because insects apparently have trouble navigating the flowers to gather pollen.

The red flowers are showy, appearing on 8-inch spikes during summer and fall. The flowers' upper portions have two lobes, and their lower portions are divided into three parts.

The 4-inch-long fruit that follows is a bell-shaped or oblong capsule which produces abundant, tiny seeds.

It may be important to note that the plant's genus, *Lobelia*, is considered poisonous to humans and livestock because it contains several toxic alkaloids.

## Cardinals

You don't have to be a bird enthusiast to recognize a Cardinal when you see one. These beautiful red birds often stand out in the landscape, and because they don't migrate, Floridians get to enjoy their presence year-round.




Northern Cardinal male (above) and female (below). Photo credits: Canva

Male cardinals are large, long-tailed, fire-engine red birds that also have a black mask and throat. Females are pale brown by comparison with tinges of red in their wings, tails, and crest. Juvenile cardinals and adult females look alike, except juveniles have a grey to black colored bill rather than an orangey-red bill of mature adults.



Cardinals eat a mix of seeds, fruits, and insects. They particularly enjoy sunflower seeds and will eat from just about any type of bird feeder you put out.

While some female songbirds don't actually sing, the Cardinal is a singer. Females sing mainly in spring before they start nesting, while the males sing to defend their nesting territory.



A male Northern Cardinal feeding a fledgling juvenile. Photo credit: Canva


Cardinals are predominantly monogamous and will mate for life. Two to three broods per year are common. While both parents feed nestlings, the male may take over feeding fledglings while the female begins her next nesting attempt.

# Extension Tidbits

## FLORIDA TROPICAL SMOOTHIE

### Ingredients:

1 cup Florida tropical fruit (such as mango, papaya, avocado, or dragon fruit)  
 ½ banana  
 1 teaspoon Key lime juice  
 1 cup liquid (water, juice, milk, or dairy-free milk)  
 ½ cup low-fat vanilla or plain yogurt  
 Ice cubes



### Directions:

Place all ingredients in blender and blend until smooth. Serve immediately.

Fresh tip: Fruits and vegetables can be prepared in advance and frozen in individual freezer-safe bags. Skip the ice cubes when using frozen ingredients. Recipe from: <https://www.followfreshfromflorida.com/recipes/florida-tropical-smoothie>

## Watermelons

### August 3, 2021 is National Watermelon Day

Watermelon (*Citrullus lanatus*) is an iconic summer treat. Watermelon seed-spitting contests are a fond memory for past generations, but perhaps a foreign concept for those who have grown up on the seedless varieties most commonly found in grocery stores today. Florida has a great climate for growing watermelon, and is actually a leading producer for the nation. While it's generally considered a summer fruit, growers in Florida are lucky enough to be able to plant watermelon for harvest in the winter as well. In fact, Florida is the only state in the country that produces watermelon from December to April.

### How Do They Make Seedless Watermelon?

The average watermelon plant you can grow in your garden is diploid, meaning it has a complete set of chromosomes (2N). To create a seedless watermelon, a diploid watermelon plant is treated with *colchicine* (a plant-derived chemical) to produce a tetraploid watermelon plant that has double the normal number of chromosomes (4N). This tetraploid (4N) plant is then crossed with yet another diploid (2N) plant, which in turn produces a seed that will become a triploid (3N) watermelon plant. This triploid (3N) watermelon plant is sterile, meaning it cannot produce complete seeds. This is why you sometimes find little white "seeds" in a seedless watermelon; the "seed" is just a seed coat.



# HOUSEPLANTS & SUCCULENTS

# Plant Sale

Fridays starting August 13th

9:00 - Noon & 1:00 - 4:30

@ Extension Office (look for the pink signs)

**Wondering how much sunlight and water your indoor plants need?  
Check out this handy guide:  
(print copies available during our plant sale)**

## Houseplants & Creating Indoor Gardens



When plants with similar light and water requirements are planted together, the result is a lush and beautiful indoor garden.

- These plants may grow to be very large. Plan and plant accordingly.
- ◆ These plants may require specialized soil mix, media, or fertilization.
- ✱ Check UF/IFAS Assessment of Non-native Plants: [assessment.ifas.ufl.edu](https://assessment.ifas.ufl.edu)

### Light Requirement

(measured in foot candles (fc) at mid-day; see "Light for Houseplants" article on Gardening Solutions for descriptions of different light levels)

Direct Sun, 4+ hours

High (over 500 fc, partial/indirect)

Medium (100-500 fc, indirect)

Low (25-100 fc, indirect)

	Direct Sun, 4+ hours	High (over 500 fc, partial/indirect)	Medium (100-500 fc, indirect)	Low (25-100 fc, indirect)			
Allow to dry	Aloes ◆ Crown of Thorns Jade Plant ◆	Ponytail ● Succulents ◆✱	Grape Ivy Jade Plant ◆ Jewel-leaf Plant	Peperomia Succulents (some) ◆ Wax Plant	Grape Ivy Jewel-leaf Plant Peperomia and Pilea	Wax Plant	<i>Few plants survive in conditions of extremely low light. Even the "low light" plants listed here will grow faster at higher light levels.</i>
Water once soil surface layer is dry	Croton ◆◆ English Ivy ✱ Fiddle Leaf Fig ● Flame Violet ◆ Geraniums ◆ Kalanchoes ◆✱ Norfolk Island Pine ● Most herbs Oxalis species	Air Plants Begonias ◆ Christmas Cactus ◆ Corn Plant ● English Ivy ✱ False Aralia ● Fiddle Leaf Fig ● Gloxinia ◆ Kalanchoes ◆ Kentia Palm ● Monstera ● Norfolk Island Pine ● Orchids (some) ◆ Oxalis species	Philodendrons Pilea ◆ Podocarpus ● Pothos ✱ Prayerplant Velvet Plant Red Dracaena ● Snake Plant ◆◆ Spider Plant Tradescantia ◆✱ ZZ Plant	Asparagus Fern ◆ Bamboo Palm ● Bromeliads ◆ Cast-Iron Plant Chinese Evergreens Christmas Cactus ◆ Corn Plant ● Dumb Cane ● False Aralia ● Fastia ◆◆ Green Dracaena ● Kentia Palm ● Monstera ● Orchids (some) ◆	Parlor Palm ● Philodendrons Pilea ◆ Podocarpus ● Pothos ✱ Prayerplant Velvet Plant Red Dracaena ● Rubber Plant ● Snake Plant ◆◆ Staghorn Fern ● Tradescantia ◆✱ ZZ Plant	Bamboo Palm ● Cast-Iron Plant Fastia ◆◆ Kentia Palm ● Monstera ● Parlor Palm ● Peace Lily Philodendrons Pothos ✱ Snake Plant ◆◆ ZZ Plant	
Keep moist	Coleus ◆ Hibiscus	African Violet ◆ Areca Palm ● Calathea Flamingo Flower Lady Palm ●	Maidenhair Fern ◆ Peace Lily Pygmy Date Palm ● Staghorn Fern ◆	African Violet ◆ Bird's Nest Fern ◆ Calathea Flamingo Flower Lady Palm ●	Maidenhair Fern ◆ Peace Lily Pygmy Date Palm ● Staghorn Fern ◆ Zebra Plant		



# Orchard Field Day

## Fruit Crop Diversification Options for North Florida



**Tuesday, August 17<sup>th</sup>, 2021 | 9:00a.m. - 3:00p.m.**

### Location:

UF/IFAS NFREC-  
Suwannee Valley  
8202 CR Rd 417  
Live Oak, FL 32060

### Questions?

Dilcia Toro  
Program Assistant  
UF/IFAS NFREC-  
Suwannee Valley  
at [dtoro@ufl.edu](mailto:dtoro@ufl.edu) or  
(386) 219-4253

### Registration Fee:

\$15

Face coverings  
required for all  
participants

Time	Session
9:00 a.m.	<b>Welcome and Orchard Tour</b> NFREC-Suwannee Valley Staff, Kevin Athearn, and Ali Sarkhosh
10:30 a.m.	<b>Refreshments and Morning Snacks</b> NFREC-Suwannee Valley Staff
11:00 a.m.	<b>Costs and Potential Returns for Selected Orchard Crops</b> <b>Dr. Kevin Athearn</b> , Regional Specialized Agent in Rural and Agribusiness Development, UF/IFAS - North Florida Research & Education Center - Suwannee Valley
11:30 a.m.	<b>Irrigation Considerations for Orchard Crops with Discussion</b> <b>Dr. Charles Barrett</b> , Regional Specialized Agent in Water Resources, UF/IFAS - North Florida Research & Education Center - Suwannee Valley
12:00 p.m.	<b>Lunch</b>
1:00 p.m.	<b>Alternative Fruit Crops and their Production Challenges in North FL</b> <b>Dr. Ali Sarkhosh</b> , UF/IFAS - Horticultural Sciences Department
1:30 p.m.	<b>Cold Hardy Citrus Options and Production Challenges in North FL</b> <b>Dr. Fred Gmitter</b> , UF/IFAS - Citrus Research and Education Center
2:00 p.m.	<b>Blueberry and Blackberry Options and their Production Challenges in North FL</b> <b>Dr. Jeff Williamson</b> , UF/IFAS - Horticultural Sciences Department
2:30-3:00 p.m.	<b>Insect Pests Management in Cold hardy Citrus</b> <b>Dr. Xavier Martini</b> , UF/IFAS - North Florida Research & Education Center - Quincy

**To Register, please click: <https://2021orchardfd.eventbrite.com>**